

SCHOOL DISTRICT NO. 17
a/k/a
Millard Public School District
NOTICE OF MEETING

Notice is hereby given of a Board of Education meeting of School District No. 17, in the County of Douglas, which will be held at 6:00 p.m. on **Monday, September 21, 2020** at 5606 South 147th Street, Omaha, Nebraska.

Agenda for such meeting, kept continuously current, is available for public inspection at the office of the superintendent at 5606 South 147th Street, Omaha, Nebraska and on the MPS website at www.mpsomaha.org.

Stacy Jolley
Secretary

9-18-20

THE DAILY RECORD
OF OMAHA
JASON W. HUFF, Publisher
PROOF OF PUBLICATION

UNITED STATES OF AMERICA,
The State of Nebraska,
District of Nebraska,
County of Douglas,
City of Omaha, } ss.

J. BOYD

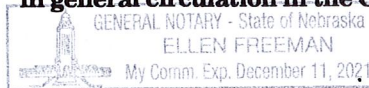
being duly sworn, deposes and says that she is

LEGAL EDITOR

of **THE DAILY RECORD**, of Omaha, a legal newspaper, printed and published daily in the English language, having a bona fide paid circulation in Douglas County in excess of 300 copies, printed in Omaha, in said County of Douglas, for more than fifty-two weeks last past; that the printed notice hereto attached was published in **THE DAILY RECORD**, of Omaha, on _____

September 18, 2020

That said Newspaper during that time was regularly published and in general circulation in the County of Douglas, and State of Nebraska.



Subscribed in my presence and sworn to before

Publisher's Fee \$ 16.70 me this 18th day of
Additional Copies \$ _____ September 20
Total \$ 16.70

Notary Public in and for Douglas County,
State of Nebraska

**ACKNOWLEDGMENT OF RECEIPT
OF NOTICE OF MEETING**

The undersigned members of the Board of Education of Millard, District #017, Omaha, Nebraska, hereby acknowledge receipt of advance notice of a meeting of said Board of Education and the agenda for such meeting held at 6:00 P.M. on September 21, 2020, at the Don Stroh Administrative Center, 5606 South 147 Street, Omaha, NE 68137

Dated this 21st day of September, 2020




Linda Poole – President



Dave Anderson – Vice President




Stacy Jolley – Secretary



Amanda McGill Johnson – Treasurer

Mike Kennedy



Mike Pate



**BOARD OF EDUCATION
MEETING**



September 21, 2020

BOARD OF EDUCATION
MILLARD PUBLIC SCHOOLS
OMAHA, NEBRASKA

BOARD MEETING
SEPTEMBER 21, 2020
6:00 P.M.

DON STROH ADMINISTRATION CENTER
5606 SOUTH 147TH STREET

AGENDA

The September 21, 2020 Board of Education meeting will be held at 5606 South 147th Street, Omaha, NE. For public health purposes associated with COVID-19, this meeting can also be attended by videoconference through “ZOOM” with access available to the public and media. The Zoom link is <https://mpsomaha-org.zoom.us/j/96198495527> and can also be found at www.mpsomaha.org/board.

A. **Call to Order**

The Public Meeting Act is posted on the wall and available for public inspection.

B. **Pledge of Allegiance**

C. **Roll Call**

D. **Public Comments on agenda items** – This is the proper time for public questions and comments on agenda items only. If you wish to address the board you must attend the meeting in person. Please make sure a request form is given to the Board President before the meeting begins.

E. **Routine Matters**

1. *Approval of Board of Education Minutes - September 8, 2020
2. *Approval of Bills and receive the Treasurer’s Report and Place on File
3. Summary of the Board Committee of the Whole Meeting - September 14, 2020

F. **Information Items**

1. Superintendent’s Comments
2. Board Comments/Announcements

G. **Unfinished Business** - None

H. **New Business**

1. First Reading of Policy 1306: Community Relations - Political Activity
2. Approval of Rule 2100.01: Administration - Superintendent of Schools
3. Reaffirm Policy 6305: Curriculum, Instruction, and Assessment - Annual Performance
4. Reaffirm Policy 6620: Curriculum, Instruction, and Assessment - Fire Instruction and Safety
5. Reaffirm Policy 8400: Internal Board Policies - Hiring a Superintendent
6. Approval of Custodial / Maintenance / Grounds Employees Agreement with SEIU
7. Ratification of Revised 2020-21 Student Calendar
8. Approval of Personnel Actions: Recommendation to Hire, Resignation Agenda

I. **Reports**

1. Enrollment Report (Beginning of Year)
2. Student Services Report

3. District Update

J. **Future Agenda Items/ Board Calendar**

1. Board of Education Meeting on Monday, October 5, 2020 at 6:00 p.m. at the DSAC
2. Committee of the Whole Meeting on Monday, October 12, 2020 at 6:00 p.m. at the DSAC
3. Conferences – No School for Students – October 14-16, 2020
4. NASB State Education Conference on November 18-20, 2020 at the CHI Health Center in downtown Omaha.
5. No School for Students - Teacher Work Day on Wednesday, November 25, 2020
6. Thanksgiving Holiday – No School for Students and Staff on November 26 & 27, 2020

K. **Public Comments** - This is the proper time for public questions and comments on any topic. If you wish to address the board you must attend the meeting in person. Please make sure a request form is given to the Board President before the meeting begins.

L. **Adjournment**

All items indicated by an asterisk (*) will comprise the Consent Agenda and may be acted on in a single motion. Items may be deleted from the Consent Agenda by request of any board member.

BOARD OF EDUCATION
MILLARD PUBLIC SCHOOLS
OMAHA, NEBRASKA

BOARD MEETING
SEPTEMBER 21, 2020
6:00 P.M.

DON STROH ADMINISTRATION CENTER
5606 SOUTH 147TH STREET

ADMINISTRATIVE MEMORANDUM

A. Call to Order

**The Public Meeting Act is posted on the wall and on the Millard Public Schools website.
It is available for public inspection.**

B. Pledge of Allegiance

C. Roll Call

D. Public Comments on agenda items – This is the proper time for public questions and comments on agenda items only. If you wish to address the board you must attend the meeting in person. Please make sure a request form is given to the Board President before the meeting begins.

E.1* Motion by _____, seconded by _____, to approve the Board of Education Minutes from September 8, 2020. (See enclosure)

E.2* Motion by _____, seconded by _____, to approve the bills, receive the Treasurer's Report and Place on File. (See enclosure)

E.3 Summary of the Board Committee of the Whole Meeting - September 14, 2020

F.1 Superintendent's Comments

F.2 Board Comments/Announcements

G.1 Unfinished Business - None

H.1 First Reading of Policy 1306: Community Relations - Political Activity. (See enclosure)

H.2 Motion by _____, seconded by _____, to approve Rule 2100.01: Administration - Superintendent of Schools. (See enclosure)

H.3 Motion by _____, seconded by _____, to reaffirm Rule 6305: Curriculum, Instruction, and Assessment - Annual Performance. (See enclosure)

H.4 Motion by _____, seconded by _____, to reaffirm Policy 6620: Curriculum, Instruction, and Assessment - Fire Instruction and Safety. (See enclosure)

H.5 Motion by _____, seconded by _____, to reaffirm Policy 8400: Internal Board Policies - Hiring a Superintendent. (See enclosure)

H.6 Motion by _____, seconded by _____, that the Negotiated Agreement for Custodial / Maintenance / Grounds Employees with SEIU for the 2020-21 school year be approved and that the Superintendent or his designee be authorized to execute any and all documents related to such Agreement. (See enclosure)

H.7 Motion by _____, seconded by _____, to ratify the revised 2020-21 Student Calendar. (See enclosure)

H.8 Motion by _____, seconded by _____, to approve the Personnel Actions: Recommendation to Hire, Resignation Agenda. (See enclosure)

I. Reports

1. Enrollment Report (Beginning of Year)
2. Student Services Report
3. District Update

J. Future Agenda Items/ Board Calendar

1. September 7, 2020 - Labor Day – No School for Teachers and Students – District Office Closed
2. Board of Education Meeting on Tuesday, September 8, 2020 at 6:00 p.m. at the DSAC
3. Committee of the Whole Meeting on Monday, September 14, 2020 at 6:00 p.m. at the DSAC
4. Board of Education Meeting on Monday, September 21, 2020 at 6:00 p.m. at the DSAC
5. Board of Education Meeting on Monday, October 5, 2020 at 6:00 p.m. at the DSAC
6. Committee of the Whole Meeting on Monday, October 12, 2020 at 6:00 p.m. at the DSAC
7. Conferences – No School for Students – October 14-16, 2020

K. Public Comments - This is the proper time for public questions and comments on any topic. If you wish to address the board you must attend the meeting in person. Please make sure a request form is given to the Board President before the meeting begins.

L. Adjournment

All items indicated by an asterisk (*) will comprise the Consent Agenda and may be acted on in a single motion. Items may be deleted from the Consent Agenda by request of any board member.

MILLARD PUBLIC SCHOOLS
SCHOOL DISTRICT NO. 17

A meeting of the Board of Education of the School District No. 17, in the county of Douglas in the state of Nebraska was convened in open and public session at 6:00 p.m., Tuesday, September 8, 2020, at the Don Stroh Administration Center, 5606 South 147th Street. For public health purposes associated with COVID-19, this meeting could also be attended by videoconference through “ZOOM” with access available to the public and media. The Zoom link was <https://mpsomaha-org.zoom.us/j/98258982065>, and was posted on the district website.

Notice of this meeting was given in advance thereof by publication in the Daily Record on Friday, September 4th, 2020 a copy of the publication is being attached to these minutes. Notice of this meeting was given to all members of the Board of Education and a copy of the agenda are attached to these minutes. Availability of the agenda was communicated in advance notice and in the notice of the Board of Education of this meeting.

President Linda Poole announced that the open meeting laws was posted on the wall as well as on Millard Public Schools website and available for public inspection and asked everyone to join in the Pledge of Allegiance.

Roll call was taken. Mrs. McGill Johnson, Mr. Kennedy, Mrs. Jolley, Mr. Pate, Mr. Anderson and Mrs. Poole were present.

Mrs. Poole announced now the proper time for public questions and comments on agenda items only. There were no requests to speak on agenda items.

Motion was made by Dave Anderson, seconded by Mike Pate, to approve the Board of Education minutes for August 17, 2020, approve the bills and receive the treasurer’s report and place on file. Voting in favor of said motion was: Mrs. Jolley, Mr. Pate, Mr. Anderson, Mrs. Poole, Mrs. McGill Johnson, and Mr. Kennedy. Voting against were: None. Motion carried.

Superintendent’s Comments:

Dr. Sutfin provided the board with an update on how the district is responding to COVID-19. Dr. Sutfin said the education of our students is our primary mission and the safe operation of our schools and safety of our students is our primary concern in fulfilling that mission. The goal is to safely open our schools and keep them open as well as working to prevent the spread of COVID-19 in our facilities. He also said the ultimate goal is for Millard Public Schools to return to thriving.

Dr. Sutfin spent some time discussing how the district returns to thriving. He shared a stair step graphic to represent where we were prior to COVID-19 closing school. On March 12th schools were open, spring sports season was underway and we were focused on achievement. Then on Friday, March 13th schools were closed, sports canceled, activities ended and quarantine began. Dr. Sutfin said since April through August we have worked on our safety procedures and protocols, opened school, returned to learning and began activities and athletics. Dr. Sutfin shared that this process is going to take us some time as we work through COVID-19. Dr. Sutfin also said this is a heavy lift by our teachers and staff.

Dr. Sutfin reminded the board of our expectations and commitments. The most important being that we have to expect positive cases and quarantines. We have to anticipate that we may have to temporarily close a classroom, grade level, or building. Dr. Sutfin said we have had classrooms close and they switch to remote learning for that classroom and return after the quarantine period has ended. Lastly, Dr. Sutfin said we are committed to providing the support our staff needs to deliver our curriculum during this time of COVID-19. Dr. Sutfin said there is no doubt that teachers are carrying heavy loads and it has been difficult. They are also short on much needed plan time. Dr. Sutfin said in an effort to provide support to our staff, he is recommending the addition of three teacher work days. The three additional dates would be September 25, 2020, November 3, 2020, and January 4, 2021. November 3rd is election day. Not having students in the buildings this day reduces the chance of spreading the virus since many schools are used as polling sites. This change allows us to have a teacher work day every month from August - February. This gives our teachers the time needed to plan for both in person and remote learning. Teachers would have the option to work these days in school or remotely. All board members spoke in support of the additional teacher work days.

Dr. Sutfin shared the quarantine requirements. He said according to Douglas County Health, a “close contact” is defined as a person who has been within six feet of an infected person for more than fifteen cumulative minutes in a twenty-four hour

period of time. He said depending on the circumstance, the quarantine time will likely be 14 days. If a student has to quarantine they will enroll in remote school. Dr. Sutfin also said we don't have that same luxury with staff which is why it is essential that we minimize community spread. Dr. Sutfin said these requirements are what we are currently following. He also shared that last week the Governor issued a new DHM. The new DHM classifies educational workers as essential staff and directs districts to work with their local health department for further guidelines on each situation. Dr. Sutfin said he has worked with Dr. Adi Pour and has received the following guidelines. The Douglas County Health Department (DCHD) recommends that before a district chooses to deviate from the current recommended quarantine measures, they should thoroughly investigate the exposure and analyze the work environment for that employee. Once these are determined, if the employee can social distance away from students and other employees and maintain all proper safety protocols as established by the individual school district, a quarantine exception may be granted. Outside of work hours, employees still need to quarantine. Dr. Sutfin said we are still working through this and how it impacts our staff. It will be decided on a case by case basis when a staff member is exposed.

Dr. Sutfin shared the current Douglas and Sarpy County Health Department Health Risk Dial. As well as the 7-Day averages and case by age charts. He also shared the zip code compared to the recovery percentage report.

Dr. Sutfin reminded the board that a COVID-19 website has been created as a resource for families. He said this is where you can find important information. Dr. Sutfin said this is where parents can see the district data on active cases and percentage of population affected. This is local data that is tracked daily.

Board Comments:

Linda Poole:

Mrs. Poole thanked Dr. Sutfin and his team for all the work they have done. She thanked Dr. Sutfin for the school update presentation he has been providing at each board meeting. She thanked our teachers for all they are doing and said she appreciated them. Mrs. Poole thanked all employees for stepping up and doing what is best for our students. Mrs. Poole is very supportive of the additional teacher work days. She thinks these are needed and will be appreciated by teachers.

Stacy Jolley: Mrs. Jolley echoed Linda's comments thanking teachers, administration and support staff. Mrs. Jolley said now is not the time to criticize teachers and they are continuing to improve through this process. She is grateful we gave families the choice between remote or in person learning. Mrs. Jolley asked for the community to give us grace during this time.

Mike Pate: Mr. Pate thanked Linda and all educators for all they do. Mr. Pate asked how we will assess students to determine where the gaps in learning are. Associate Superintendent of Educational Services Dr. Heather Phipps said they are currently working on a plan and that they have contracted with Hanover to help with a study to measure this. Mr. Pate shared that Angelo Passarelli has retired as the Executive Director of the Millard Public Schools Foundation. Carlos Castillo has replaced him as the new Executive Director and he is doing a great job.

Dave Anderson:

Mr. Anderson said he appreciates the comments from the other board members and echoes his thanks to our staff. He said that the district has done a great job providing choices for parents. He said parents can decide what is best for their family. Mr. Anderson said that it is critical that we provide support to our teachers. Mr. Anderson was glad to hear we are being proactive with determining where the learning gaps exist.

Amanda McGill Johnson: Mrs. McGill Johnson said she was pleased with the lack of spread within our buildings. She knows this would not be possible without our teachers, administration and all staff. She thanked our teacher and staff for everyone for all they are doing for our students. She is happy with the adjustment to the calendar to support staff.

Mike Kennedy: Mr. Kennedy echoed what has been said by his fellow board members and thanked our staff and administrators for all they are doing. He said concurrent learning is not ideal. He reminded parents to be kind. He also said he thinks the additional teacher work days are an excellent idea.

Unfinished Business:

Second Reading by Mike Pate, Motion by Mike Pate, seconded by Amanda McGill Johnson, to approve Policy 1335: Community Relations - Student Production of Materials and Provision of Services. Voting in favor of said motion was: Mr.

Pate, Mr. Anderson, Mrs. Poole, Mrs. McGill Johnson, Mr. Kennedy, and Mrs. Jolley. Voting against were: None. Motion carried.

Second Reading by Mike Kennedy, Motion by Mike Kennedy, seconded by Stacy Jolley, to approve Policy 3150: Support Services - Fundraising Activities by the School. Voting in favor of said motion was: Mr. Anderson, Mrs. Poole, Mrs. McGill Johnson, Mr. Kennedy, Mrs. Jolley and Mr. Pate. Voting against were: None. Motion carried.

Second Reading by Amanda McGill Johnson, Motion by Amanda McGill Johnson, seconded by Stacy Jolley, to approve Policy 6201: Curriculum, Instruction, and Assessment- Taught Curriculum- Accountability. Voting in favor of said motion was: Mrs. McGill Johnson, Mr. Kennedy, Mrs. Jolley, Mr. Pate, Mr. Anderson and Mrs. Poole. Voting against were: None. Motion carried.

New Business:

Motion by Stacy Jolley, seconded by Dave Anderson, to approve Rule 1335.1: Community Relations - Student Production of Materials and Provision of Services For Community Organizations and Partners for Education. Voting in favor of said motion was: Mr. Kennedy, Mrs. Jolley, Mr. Pate, Mr. Anderson, Mrs. Poole, and Mrs. McGill Johnson. Voting against were: None. Motion carried.

Motion by Mike Pate, seconded by Dave Anderson, to approve Rule 2100.14 - Administration - Director of Student Services. Voting in favor of said motion was: Mrs. Jolley, Mr. Pate, Mr. Anderson, Mrs. Poole, Mrs. McGill Johnson, and Mr. Kennedy. Voting against were: None. Motion carried.

Motion by Dave Anderson, seconded by Amanda McGill Johnson, to approve Rule 3150.1: Support Services - Fundraising Activities by the School. Voting in favor of said motion was: Mr. Pate, Mr. Anderson, Mrs. Poole, Mrs. McGill Johnson, Mr. Kennedy, and Mrs. Jolley. Voting against were: None. Motion carried.

Motion by Stacy Jolley, seconded by Dave Anderson, to reaffirm Policy 6270: Curriculum, Instruction, and Assessment- Student Production of Services and Materials. Voting in favor of said motion was: Mr. Anderson, Mrs. Poole, Mrs. McGill Johnson, Mr. Kennedy, Mrs. Jolley and Mr. Pate. Voting against were: None. Motion carried.

Motion by Mike Pate, seconded by Stacy Jolley, to reaffirm Rule 6270.1: Curriculum, Instruction, and Assessment- Student Production of Services and Materials. Voting in favor of said motion was: Mrs. Poole, Mrs. McGill Johnson, Mr. Kennedy, Mrs. Jolley, Mr. Pate, and Mr. Anderson. Voting against were: None. Motion carried.

Motion by Stacy Jolley, seconded by Dave Anderson, that the FYE21 Budget be adopted as submitted in the Revised Budget Summary and that such document be incorporated herein in its entirety by this reference. *Chief Financial Officer Chad Meisgeier said there were two material changes since the public hearing took place. The first being that the CARES act funding of \$1.6 million dollars has been added to the district's general fund. The second being that the certified property values for the district increased 6.71% which is slightly lower than projected. Mr. Meisgeier said the total levy will change from \$1.2260 to \$1.2201, a decrease of \$0.0059.*

Superintendent Dr. Sufin said he is grateful for Chad and his team for the work they have done on the budget. Dr. Sufin also thanked his executive team and all administrators for their helping with the program budgeting process. He said he is thankful for our community and we continue to keep our promise to the community to be fiscally responsible. Voting in favor of said motion was: Mrs. McGill Johnson, Mr. Kennedy, Mrs. Jolley, Mr. Pate, Mr. Anderson and Mrs. Poole. Voting against were: None. Motion carried.

Motion by Stacy Jolley, seconded by Dave Anderson, to approve the FYE21 Property Tax Requests Resolution as submitted and that such resolution be incorporated in its entirety into this motion. Voting in favor of said motion was: Mr. Kennedy, Mrs. Jolley, Mr. Pate, Mr. Anderson, Mrs. Poole, and Mrs. McGill Johnson. Voting against were: None. Motion carried.

Motion by Dave Anderson, seconded by Mike Kennedy, that the contract for the Reagan Elementary Preschool Playground Installation be awarded to Dostals Construction for the base bid plus alternate bid #3 in the amount of \$117,800 and that the Chief Financial Officer be authorized to execute any and all documents related to such project. Voting in favor of said motion was: Mrs. Jolley, Mr. Pate, Mr. Anderson, Mrs. Poole, Mrs. McGill Johnson, and Mr. Kennedy. Voting against were: None. Motion carried.

Motion by Dave Anderson, seconded by Mike Pate, to approve the Millard Public Schools STEM Career Academy Proposal. *Associate Superintendent of Educational Services Dr. Heather Phipps said they are excited to bring the STEM Career Academy proposal to the board tonight. Dr. Phipps said this grew out of the district's strategic plan to expand career and technical education opportunities to all students. Dr. Phipps thanked Dr. Weers, Dr. Olson and the many staff who assisted with developing this program. She said current sophomores would be able to apply this fall to participate in the program next year.* Voting in favor of said motion was: Mr. Pate, Mr. Anderson, Mrs. Poole, Mrs. McGill Johnson, Mr. Kennedy, and Mrs. Jolley. Voting against were: None. Motion carried.

Motion by Stacy Jolley, seconded by Dave Anderson, to approve the Personnel Actions: Recommendation to Hire. Voting in favor of said motion was: Mrs. Poole, Mrs. McGill Johnson, Mr. Kennedy, Mrs. Jolley, Mr. Pate, and Mr. Anderson. Voting against were: None. Motion carried.


Reports: None

Mrs. Poole reminded the Board of future agenda items and said this is the proper time for public questions and comments on non-agenda items. There were three requests to speak.

Future Agenda Items/ Board Calendar:

1. Committee of the Whole Meeting on Monday, September 14, 2020 at 6:00 p.m. at the DSAC
2. Board of Education Meeting on Monday, September 21, 2020 at 6:00 p.m. at the DSAC
3. Board of Education Meeting on Monday, October 5, 2020 at 6:00 p.m. at the DSAC
4. Committee of the Whole Meeting on Monday, October 12, 2020 at 6:00 p.m. at the DSAC
5. Conferences – No School for Students – October 14-16, 2020

Meeting adjourned at 7:38 p.m.


Secretary, Stacy Jolley

Millard Public Schools

September 21, 2020

Millard Public Schools Check Register Prepared for the Board Meeting for Sep 21, 2020

Fund	Check Number	Check Date	Vendor Number	Vendor Name	Transaction Amount
01	473280	09/03/2020	064800	METRO UTILITIES DISTRICT OF OMAHA	\$2,816.81
	473289	09/10/2020	064800	METRO UTILITIES DISTRICT OF OMAHA	\$88.44
	473290	09/21/2020	142695	AERCOR WIRELESS INC	\$1,777.50
	473292	09/21/2020	106893	WICHITA WATER CONDITIONING INC	\$36.55
	473294	09/21/2020	F03042	HARRIS COMPUTER CORP	\$171.90
	473295	09/21/2020	102842	HELGET GAS PRODUCTS INC	\$3.15
	473296	09/21/2020	142777	HOME DEPOT USA INC	\$0.00
	473297	09/21/2020	142777	HOME DEPOT USA INC	\$0.00
	473298	09/21/2020	142777	HOME DEPOT USA INC	\$3,176.55
	473299	09/21/2020	141395	RICHARD J MAHONEY JR	\$135.00
	473302	09/21/2020	139979	MENARDS INC	\$81.81
	473303	09/21/2020	064800	METRO UTILITIES DISTRICT OF OMAHA	\$33,226.15
	473305	09/21/2020	107732	BRIAN L NELSON	\$210.00
	473307	09/21/2020	142974	ADAM W ROKES	\$120.00
	473309	09/21/2020	139797	US BANK NATIONAL ASSOCIATION	\$1,982.26
	473310	09/21/2020	135863	RUDOLPH A VLCEK III	\$120.00
	473311	09/21/2020	142777	HOME DEPOT USA INC	\$3,460.80
	473312	09/21/2020	142777	HOME DEPOT USA INC	\$474.00
	E102619	09/21/2020	038023	EGAN SUPPLY COMPANY	\$419.79
	E102620	09/21/2020	044890	GOODWAY TECHNOLOGIES CORPORATION	\$466.46
E102622	09/21/2020	137911	RIVER CITY GLASS LLC	\$452.94	
E102623	09/21/2020	133969	TENNANT SALES & SERVICE COMPANY	\$50.49	
01 - Total					\$49,270.60
02	26727	09/21/2020	106893	WICHITA WATER CONDITIONING INC	\$6.00
	26728	09/21/2020	140871	DAVID C WOOD	\$2,530.20
	26729	09/21/2020	139791	GREGORY M EADES	\$43.70
	26730	09/21/2020	139832	PAMELA S OSTERMAN	\$17.83
	E30036	09/21/2020	010670	GOODWIN TUCKER GROUP	\$8,081.73

Millard Public Schools Check Register Prepared for the Board Meeting for Sep 21, 2020

Fund	Check Number	Check Date	Vendor Number	Vendor Name	Transaction Amount
02	E30037	09/21/2020	140486	HEARTLAND PAYMENTS SYSTEMS INC	\$19,197.00
02 - Total					\$29,876.46
04	473313	09/15/2020	143251	CHRISTINA L SIMPSON	\$1,000.00
04 - Total					\$1,000.00
06	473290	09/21/2020	142695	AERCOR WIRELESS INC	\$6,314.97
06 - Total					\$6,314.97
07	473291	09/21/2020	108047	ARR ROOFING LLC	\$27,237.29
	473293	09/21/2020	142010	DAEDALUS CONSTRUCTION CO	\$81,223.02
	473306	09/21/2020	137734	OMAHA ELECTRIC SERVICE INC	\$9,962.80
	473308	09/21/2020	141553	TR CONSTRUCTION LLC	\$50,848.88
	E102621	09/21/2020	136147	MCKINNIS ROOFING & SHEET METAL INC	\$13,420.00
07 - Total					\$182,691.99
17	473300	09/21/2020	139091	MAINE TECHNICAL SOURCE	\$4,675.00
	473301	09/21/2020	064413	MENARDS INC (OMAHA)	\$659.46
	473304	09/21/2020	139317	MMC MECHANICAL CONTRACTORS INC	\$21,346.20
17 - Total					\$26,680.66
Overall - Total					\$295,834.68

Current Cash Balance

Sorted by Site ID, Group ID, Activity ID.

From 07/01/2020 to 07/31/2020.

Site ID Group ID	Site Name Group Name	Activity ID	Activity Name	Beginning Cash	Receipts	Disbursements	Adjustments	Cash Balance
DSAC	Don Stroh Administration Center							
A	ACTIVITY GENERAL							
	1010	General Admin		134,723.68	11.87	0.00	0.00	134,735.55
	1025	Savings		317.49	0.00	0.00	0.00	317.49
	1030	Staff Vending		1,235.48	0.00	0.00	0.00	1,235.48
	1105	Laptop Insurance		0.00	0.00	0.00	0.00	0.00
	1106	Laptop Loss/Damage		0.00	0.00	0.00	0.00	0.00
	1107	Laptop Insurance-YAP		0.00	0.00	0.00	0.00	0.00
	1108	Laptop Loss-Damage YAP		59.06	0.00	0.00	0.00	59.06
		A Totals:		136,335.71	11.87	0.00	0.00	136,347.58
E	ADMINISTRATIVE CUSTODIAL							
	5005	Activity Express		161,217.85	6,770.00	400.00	0.00	167,587.85
	5009	Friday Folder Advertising		0.00	0.00	0.00	0.00	0.00
	5011	Creative Cottage Crafts		2,554.89	0.00	0.00	0.00	2,554.89
	5060	Hospitality		4.59	0.00	0.00	0.00	4.59
	5062	Ed Services Hospitality		69.20	0.00	64.20	0.00	5.00
	5080	Media		0.00	0.00	0.00	0.00	0.00
	5081	MPS App		3,499.98	0.00	0.00	0.00	3,499.98
	5096	MPS Activities Calendar		1,274.76	0.00	0.00	0.00	1,274.76
	5098	NFUSSD		0.00	0.00	0.00	0.00	0.00
	5110	Other Student Activities		0.00	0.00	0.00	0.00	0.00
	5140	PayBac		0.00	0.00	0.00	0.00	0.00
	5165	Logo Sales		923.43	0.00	0.00	0.00	923.43
	5176	Student Showcase		60.00	0.00	0.00	0.00	60.00
	5177	Staff Development		0.00	0.00	0.00	0.00	0.00
	5178	STOP Hunger		4.84	0.00	0.00	0.00	4.84
	5225	WF Student Donation		5,660.18	0.00	0.00	0.00	5,660.18
	5250	Instrument Rental		-25,058.51	180.00	0.00	0.00	-24,878.51
	5255	South Swim Lessons		35,710.00	0.00	0.00	0.00	35,710.00
	5260	North Swim Lessons		16,225.00	0.00	0.00	0.00	16,225.00
	5265	West Swim Lessons		21,760.00	0.00	0.00	0.00	21,760.00
	5270	North Open Swim		1,647.00	0.00	0.00	0.00	1,647.00
	5275	West Open Swim		4,100.00	0.00	0.00	0.00	4,100.00
	5280	South Open Swim		4,781.00	0.00	0.00	0.00	4,781.00
	5285	Maintenance Vending		674.64	0.00	0.00	0.00	674.64
	5290	Tech Vending		691.59	17.02	0.00	0.00	708.61
	5295	Facility Use Rental Fee		1,566.08	0.00	0.00	0.00	1,566.08
	5300	Facility Use Building Access		48,905.50	0.00	0.00	0.00	48,905.50
	5305	Facility Use Staffing		14,569.00	0.00	0.00	0.00	14,569.00
	5310	Check Collection		483.15	0.00	0.00	0.00	483.15
		E Totals:		301,324.17	6,967.02	464.20	0.00	307,826.99

Current Cash Balance

Sorted by Site ID, Group ID, Activity ID.
From 07/01/2020 to 07/31/2020.

Site ID Group ID	Site Name Group Name	Activity ID	Activity Name	Beginning Cash	Receipts	Disbursements	Adjustments	Cash Balance
Q	STUDENT FEE FUND							
	7195	HAL Field Trips		3,235.96	0.00	0.00	0.00	3,235.96
			Q	Totals:	3,235.96	0.00	0.00	3,235.96
			DSAC	Totals:	440,895.84	6,978.89	464.20	447,410.53

Current Cash Balance

Sorted by Site ID, Group ID, Activity ID.
From 07/01/2020 to 07/31/2020.

Site ID Group ID	Site Name Group Name	Activity ID	Activity Name	Beginning Cash	Receipts	Disbursements	Adjustments	Cash Balance
Abbott Abbott Elementary								
A ACTIVITY GENERAL								
	1010	General Admin		34,397.65	1.75	0.00	0.00	34,399.40
	1020	Volunteers-General		327.65	0.00	0.00	0.00	327.65
	1030	Staff Vending		84.59	0.00	0.00	0.00	84.59
	1105	Laptop Insurance		567.00	0.00	0.00	0.00	567.00
	1106	Laptop Loss/Damage		0.00	0.00	0.00	0.00	0.00
	A Totals:			35,376.89	1.75	0.00	0.00	35,378.64
D CLUBS AND ORGANIZATIONS								
	4040	Art		0.00	0.00	0.00	0.00	0.00
	4230	Environmental Club		0.00	0.00	0.00	0.00	0.00
	4440	Leadership Club		0.00	0.00	0.00	0.00	0.00
	4500	Music		0.00	0.00	0.00	0.00	0.00
	4540	Other Clubs		0.00	0.00	0.00	0.00	0.00
	4580	Reading		0.00	0.00	0.00	0.00	0.00
	4620	Safety Patrol		0.00	0.00	0.00	0.00	0.00
	4660	Spanish Club		0.00	0.00	0.00	0.00	0.00
	4710	Student Council		494.12	0.00	0.00	0.00	494.12
	4760	World Language		102.48	0.00	0.00	0.00	102.48
	D Totals:			596.60	0.00	0.00	0.00	596.60
E ADMINISTRATIVE CUSTODIAL								
	5040	Fundraising-General		0.00	0.00	0.00	0.00	0.00
	5060	Hospitality		0.00	0.00	0.00	0.00	0.00
	5080	Media		4,734.70	0.00	0.00	0.00	4,734.70
	5110	Other Student Activities		0.00	0.00	0.00	0.00	0.00
	5121	KG Field Trips-Curriculum Related		0.00	0.00	0.00	0.00	0.00
	5122	1st Grade Field Trips-Curriculum Related		-62.68	0.00	0.00	0.00	-62.68
	5123	2nd Grade Field Trips-Curriculum Related		-340.26	0.00	0.00	0.00	-340.26
	5124	3rd Grade Field Trips-Curriculum Related		49.48	0.00	0.00	0.00	49.48
	5125	4th Grade Field Trips-Curriculum Related		64.60	0.00	0.00	0.00	64.60
	5126	5th Grade Field Trips-Curriculum Related		-94.92	0.00	0.00	0.00	-94.92
	5127	6th Grade Field Trips-Curriculum Related		0.00	0.00	0.00	0.00	0.00
	5128	7th Grade Field Trips-Curriculum Related		0.00	0.00	0.00	0.00	0.00
	5129	8th Grade Field Trips-Curriculum Related		0.00	0.00	0.00	0.00	0.00
	5180	Teacher Fund/Grants		551.33	0.00	0.00	0.00	551.33
	E Totals:			4,902.25	0.00	0.00	0.00	4,902.25

Current Cash Balance

Sorted by Site ID, Group ID, Activity ID.
From 07/01/2020 to 07/31/2020.

Site ID Group ID	Site Name Group Name	Activity ID	Activity Name	Beginning Cash	Receipts	Disbursements	Adjustments	Cash Balance
Q	STUDENT FEE FUND							
		7000	KG Field Trips	0.00	0.00	0.00	0.00	0.00
		7010	1st Grade Field Trips	0.00	0.00	0.00	0.00	0.00
		7020	2nd Grade Field Trips	0.00	0.00	0.00	0.00	0.00
		7030	3rd Grade Field Trips	0.00	0.00	0.00	0.00	0.00
		7040	4th Grade Field Trips	0.00	0.00	0.00	0.00	0.00
		7050	5th Grade Field Trips	0.00	0.00	0.00	0.00	0.00
		7900	Field Trips-Other	0.00	0.00	0.00	0.00	0.00
	Q	Totals:		0.00	0.00	0.00	0.00	0.00
	Abbott	Totals:		40,875.74	1.75	0.00	0.00	40,877.49

Current Cash Balance

Sorted by Site ID, Group ID, Activity ID.
From 07/01/2020 to 07/31/2020.

Site ID Group ID	Site Name Group Name	Activity ID	Activity Name	Beginning Cash	Receipts	Disbursements	Adjustments	Cash Balance
Ackerm Ackerman Elementary								
A ACTIVITY GENERAL								
	1010		General Admin	4,362.26	4.68	0.00	0.00	4,366.94
	1020		Volunteers-General	94,856.11	0.00	0.00	0.00	94,856.11
	1022		Volunteers - Hospitality	0.00	0.00	0.00	0.00	0.00
	1030		Staff Vending	0.00	0.00	0.00	0.00	0.00
	1105		Laptop Insurance	8.50	0.00	0.00	0.00	8.50
	1106		Laptop Loss/Damage	49.00	0.00	0.00	0.00	49.00
	A Totals:			99,275.87	4.68	0.00	0.00	99,280.55
D CLUBS AND ORGANIZATIONS								
	4040		Art	1,621.08	0.00	0.00	0.00	1,621.08
	4070		Birthday Book Club	0.00	0.00	0.00	0.00	0.00
	4140		Choir	0.00	0.00	0.00	0.00	0.00
	4270		Field Day	1,388.60	0.00	0.00	0.00	1,388.60
	4580		Reading	0.00	0.00	0.00	0.00	0.00
	4710		Student Council	546.31	0.00	0.00	0.00	546.31
	4770		Yearbook	1,200.57	0.00	0.00	0.00	1,200.57
	D Totals:			4,756.56	0.00	0.00	0.00	4,756.56
E ADMINISTRATIVE CUSTODIAL								
	5040		Fundraising-General	0.00	0.00	0.00	0.00	0.00
	5060		Hospitality	0.00	0.00	0.00	0.00	0.00
	5070		Library	3,828.58	0.00	0.00	0.00	3,828.58
	5110		Other Student Activities	0.00	0.00	0.00	0.00	0.00
	5121		KG Field Trips-Curriculum Related	0.00	0.00	0.00	0.00	0.00
	5122		1st Grade Field Trips-Curriculum Related	0.00	0.00	0.00	0.00	0.00
	5123		2nd Grade Field Trips-Curriculum Related	131.02	0.00	0.00	0.00	131.02
	5124		3rd Grade Field Trips-Curriculum Related	255.94	0.00	0.00	0.00	255.94
	5125		4th Grade Field Trips-Curriculum Related	51.00	0.00	0.00	0.00	51.00
	5126		5th Grade Field Trips-Curriculum Related	0.00	0.00	0.00	0.00	0.00
	5140		PayBac	32.75	0.00	0.00	0.00	32.75
	5180		Teacher Fund/Grants	1,907.13	0.00	0.00	0.00	1,907.13
	E Totals:			6,206.42	0.00	0.00	0.00	6,206.42
Q STUDENT FEE FUND								
	7000		KG Field Trips	0.00	0.00	0.00	0.00	0.00
	7010		1st Grade Field Trips	0.00	0.00	0.00	0.00	0.00
	7020		2nd Grade Field Trips	0.00	0.00	0.00	0.00	0.00
	7030		3rd Grade Field Trips	0.00	0.00	0.00	0.00	0.00
	7040		4th Grade Field Trips	0.00	0.00	0.00	0.00	0.00
	7050		5th Grade Field Trips	0.00	0.00	0.00	0.00	0.00
	7900		Field Trips-Other	0.00	0.00	0.00	0.00	0.00
	Q Totals:			0.00	0.00	0.00	0.00	0.00

Current Cash Balance

Sorted by Site ID, Group ID, Activity ID.
From 07/01/2020 to 07/31/2020.

Site ID	Site Name		Beginning Cash	Receipts	Disbursements	Adjustments	Cash Balance
Group ID	Group Name						
	Activity ID	Activity Name					
		Ackerma Totals:	110,238.85	4.68	0.00	0.00	110,243.53

Current Cash Balance

Sorted by Site ID, Group ID, Activity ID.
From 07/01/2020 to 07/31/2020.

Site ID Group ID	Site Name Group Name	Activity ID	Activity Name	Beginning Cash	Receipts	Disbursements	Adjustments	Cash Balance
Aldrich	Aldrich Elementary							
A	ACTIVITY GENERAL							
	1010	General Admin		15,859.55	0.00	0.00	0.91	15,860.46
	1030	Staff Vending		307.75	0.00	0.00	0.00	307.75
	1105	Laptop Insurance		0.00	0.00	0.00	0.00	0.00
	1106	Laptop Loss/Damage		0.00	0.00	0.00	0.00	0.00
		A Totals:		16,167.30	0.00	0.00	0.91	16,168.21
D	CLUBS AND ORGANIZATIONS							
	4040	Art		0.00	0.00	0.00	0.00	0.00
	4070	Birthday Book Club		4,235.12	0.00	0.00	0.00	4,235.12
	4710	Student Council		0.00	0.00	0.00	0.00	0.00
		D Totals:		4,235.12	0.00	0.00	0.00	4,235.12
E	ADMINISTRATIVE CUSTODIAL							
	5040	Fundraising-General		0.00	0.00	0.00	0.00	0.00
	5060	Hospitality		0.00	0.00	0.00	0.00	0.00
	5070	Library		852.59	0.00	0.00	0.00	852.59
	5110	Other Student Activities		0.00	0.00	0.00	0.00	0.00
	5121	KG Field Trips-Curriculum Related		0.00	0.00	0.00	0.00	0.00
	5122	1st Grade Field Trips-Curriculum Related		70.42	0.00	0.00	0.00	70.42
	5123	2nd Grade Field Trips-Curriculum Related		0.00	0.00	0.00	0.00	0.00
	5124	3rd Grade Field Trips-Curriculum Related		0.00	0.00	0.00	0.00	0.00
	5125	4th Grade Field Trips-Curriculum Related		0.00	0.00	0.00	0.00	0.00
	5126	5th Grade Field Trips-Curriculum Related		17.37	0.00	0.00	0.00	17.37
		E Totals:		940.38	0.00	0.00	0.00	940.38
Q	STUDENT FEE FUND							
	7000	KG Field Trips		0.00	0.00	0.00	0.00	0.00
	7010	1st Grade Field Trips		0.00	0.00	0.00	0.00	0.00
	7020	2nd Grade Field Trips		0.00	0.00	0.00	0.00	0.00
	7030	3rd Grade Field Trips		0.00	0.00	0.00	0.00	0.00
	7040	4th Grade Field Trips		0.00	0.00	0.00	0.00	0.00
	7050	5th Grade Field Trips		0.00	0.00	0.00	0.00	0.00
	7900	Field Trips-Other		0.00	0.00	0.00	0.00	0.00
		Q Totals:		0.00	0.00	0.00	0.00	0.00
		Aldrich Totals:		21,342.80	0.00	0.00	0.91	21,343.71

Current Cash Balance

Sorted by Site ID, Group ID, Activity ID.
From 07/01/2020 to 07/31/2020.

Site ID	Site Name		Beginning Cash	Receipts	Disbursements	Adjustments	Cash Balance
Group ID	Group Name	Activity ID Activity Name					
BlackEI	Black Elk Elementary						
A	ACTIVITY GENERAL						
	1010	General Admin	18,411.93	2.60	0.00	0.00	18,414.53
	1020	Volunteers-General	26,218.22	0.00	0.00	0.00	26,218.22
	1022	Volunteers - Hospitality	0.00	0.00	0.00	0.00	0.00
	1030	Staff Vending	0.00	0.00	0.00	0.00	0.00
	1105	Laptop Insurance	0.00	0.00	0.00	0.00	0.00
	1106	Laptop Loss/Damage	0.00	0.00	0.00	0.00	0.00
		A Totals:	44,630.15	2.60	0.00	0.00	44,632.75
D	CLUBS AND ORGANIZATIONS						
	4040	Art	2,824.04	0.00	0.00	0.00	2,824.04
	4070	Birthday Book Club	3,411.17	0.00	0.00	0.00	3,411.17
	4140	Choir	351.51	0.00	0.00	0.00	351.51
	4270	Field Day	1,872.63	0.00	0.00	0.00	1,872.63
	4540	Other Clubs	0.00	0.00	0.00	0.00	0.00
	4580	Reading	50.65	0.00	0.00	0.00	50.65
	4710	Student Council	3,330.99	0.00	0.00	0.00	3,330.99
		D Totals:	11,840.99	0.00	0.00	0.00	11,840.99
E	ADMINISTRATIVE CUSTODIAL						
	5040	Fundraising-General	0.00	0.00	0.00	0.00	0.00
	5065	Hospitality-VIP	1,797.50	0.00	0.00	0.00	1,797.50
	5080	Media	1,994.83	0.00	0.00	0.00	1,994.83
	5100	Other Adm Custodial	0.00	0.00	0.00	0.00	0.00
	5110	Other Student Activities	0.00	0.00	0.00	0.00	0.00
	5121	KG Field Trips-Curriculum Related	6.50	0.00	0.00	0.00	6.50
	5122	1st Grade Field Trips-Curriculum Related	0.00	0.00	0.00	0.00	0.00
	5123	2nd Grade Field Trips-Curriculum Related	0.00	0.00	0.00	0.00	0.00
	5124	3rd Grade Field Trips-Curriculum Related	0.00	0.00	0.00	0.00	0.00
	5125	4th Grade Field Trips-Curriculum Related	0.00	0.00	0.00	0.00	0.00
	5126	5th Grade Field Trips-Curriculum Related	0.00	0.00	0.00	0.00	0.00
	5140	PayBac	793.15	0.00	0.00	0.00	793.15
		E Totals:	4,591.98	0.00	0.00	0.00	4,591.98
Q	STUDENT FEE FUND						
	7900	Field Trips-Other	0.00	0.00	0.00	0.00	0.00
		Q Totals:	0.00	0.00	0.00	0.00	0.00
		BlackElk Totals:	61,063.12	2.60	0.00	0.00	61,065.72

Current Cash Balance

Sorted by Site ID, Group ID, Activity ID.
From 07/01/2020 to 07/31/2020.

Site ID Group ID	Site Name Group Name	Activity ID	Activity Name	Beginning Cash	Receipts	Disbursements	Adjustments	Cash Balance
Bryan	Bryan Elementary School							
A	ACTIVITY GENERAL							
	1010		General Admin	17,137.42	1.71	0.00	0.00	17,139.13
	1030		Staff Vending	236.21	0.00	0.00	0.00	236.21
	1105		Laptop Insurance	1,465.50	0.00	0.00	0.00	1,465.50
	1106		Laptop Loss/Damage	-7.00	0.00	0.00	0.00	-7.00
		A	Totals:	18,832.13	1.71	0.00	0.00	18,833.84
D	CLUBS AND ORGANIZATIONS							
	4040		Art	394.60	0.00	0.00	0.00	394.60
	4220		Drama Club	122.07	0.00	0.00	0.00	122.07
	4500		Music	790.51	0.00	0.00	0.00	790.51
	4710		Student Council	1,956.51	0.00	0.00	0.00	1,956.51
		D	Totals:	3,263.69	0.00	0.00	0.00	3,263.69
E	ADMINISTRATIVE CUSTODIAL							
	5015		Circle of Friends	0.00	0.00	0.00	0.00	0.00
	5040		Fundraising-General	11,673.40	0.00	0.00	0.00	11,673.40
	5060		Hospitality	0.00	0.00	0.00	0.00	0.00
	5080		Media	6,252.63	0.00	0.00	0.00	6,252.63
	5100		Other Adm Custodial	0.00	0.00	0.00	0.00	0.00
	5110		Other Student Activities	840.54	0.00	0.00	0.00	840.54
	5121		KG Field Trips-Curriculum Related	-657.07	0.00	0.00	0.00	-657.07
	5122		1st Grade Field Trips-Curriculum Related	0.00	0.00	0.00	0.00	0.00
	5123		2nd Grade Field Trips-Curriculum Related	-690.50	0.00	0.00	0.00	-690.50
	5124		3rd Grade Field Trips-Curriculum Related	-140.49	0.00	0.00	0.00	-140.49
	5125		4th Grade Field Trips-Curriculum Related	-643.46	0.00	0.00	0.00	-643.46
	5126		5th Grade Field Trips-Curriculum Related	0.00	0.00	0.00	0.00	0.00
	5180		Teacher Fund/Grants	1,489.84	0.00	0.00	0.00	1,489.84
		E	Totals:	18,124.89	0.00	0.00	0.00	18,124.89
Q	STUDENT FEE FUND							
	7900		Field Trips-Other	0.00	0.00	0.00	0.00	0.00
		Q	Totals:	0.00	0.00	0.00	0.00	0.00
		Bryan	Totals:	40,220.71	1.71	0.00	0.00	40,222.42

Current Cash Balance

Sorted by Site ID, Group ID, Activity ID.
From 07/01/2020 to 07/31/2020.

Site ID Group ID	Site Name Group Name	Activity ID	Activity Name	Beginning Cash	Receipts	Disbursements	Adjustments	Cash Balance
Cather	Cather Elementary							
A	ACTIVITY GENERAL							
	1010		General Admin	6,989.92	0.00	0.00	0.00	6,989.92
	1030		Staff Vending	0.00	0.00	0.00	0.00	0.00
	1105		Laptop Insurance	1,384.50	0.00	0.00	0.00	1,384.50
	1106		Laptop Loss/Damage	94.00	0.00	0.00	0.00	94.00
		A	Totals:	8,468.42	0.00	0.00	0.00	8,468.42
D	CLUBS AND ORGANIZATIONS							
	4038		Archery	-340.20	0.00	0.00	0.00	-340.20
	4040		Art	0.00	0.00	0.00	0.00	0.00
	4090		Bowling Club	0.00	0.00	0.00	0.00	0.00
	4500		Music	7.00	0.00	0.00	0.00	7.00
	4540		Other Clubs	5,131.50	0.00	0.00	0.00	5,131.50
	4600		Robotics & Engineering Club	2,307.21	0.00	0.00	0.00	2,307.21
	4610		SAFE/DARE/Drug Free	77.23	0.00	0.00	0.00	77.23
	4710		Student Council	605.95	0.00	0.00	0.00	605.95
		D	Totals:	7,788.69	0.00	0.00	0.00	7,788.69
E	ADMINISTRATIVE CUSTODIAL							
	5040		Fundraising-General	189.07	0.00	0.00	0.00	189.07
	5060		Hospitality	-2.54	0.00	0.00	0.00	-2.54
	5070		Library	2,771.88	0.00	0.00	0.00	2,771.88
	5110		Other Student Activities	-2,839.50	0.00	0.00	0.00	-2,839.50
	5121		KG Field Trips-Curriculum Related	73.93	0.00	0.00	0.00	73.93
	5122		1st Grade Field Trips-Curriculum Related	101.50	0.00	0.00	0.00	101.50
	5123		2nd Grade Field Trips-Curriculum Related	648.93	0.00	0.00	0.00	648.93
	5124		3rd Grade Field Trips-Curriculum Related	151.09	0.00	0.00	0.00	151.09
	5125		4th Grade Field Trips-Curriculum Related	94.50	0.00	0.00	0.00	94.50
	5126		5th Grade Field Trips-Curriculum Related	615.21	0.00	0.00	0.00	615.21
	5140		PayBac	1,707.03	0.00	0.00	0.00	1,707.03
	5181		Grants	397.51	0.00	0.00	0.00	397.51
		E	Totals:	3,908.61	0.00	0.00	0.00	3,908.61
Q	STUDENT FEE FUND							
	7000		KG Field Trips	0.00	0.00	0.00	0.00	0.00
	7010		1st Grade Field Trips	0.00	0.00	0.00	0.00	0.00
	7020		2nd Grade Field Trips	0.00	0.00	0.00	0.00	0.00
	7030		3rd Grade Field Trips	0.00	0.00	0.00	0.00	0.00
	7040		4th Grade Field Trips	0.00	0.00	0.00	0.00	0.00
	7050		5th Grade Field Trips	0.00	0.00	0.00	0.00	0.00
	7900		Field Trips-Other	0.00	0.00	0.00	0.00	0.00
		Q	Totals:	0.00	0.00	0.00	0.00	0.00
		Cather	Totals:	20,165.72	0.00	0.00	0.00	20,165.72

Current Cash Balance

Sorted by Site ID, Group ID, Activity ID.
From 07/01/2020 to 07/31/2020.

Site ID Group ID	Site Name Group Name	Activity ID	Activity Name	Beginning Cash	Receipts	Disbursements	Adjustments	Cash Balance
Cody	Cody Elementary School							
A	ACTIVITY GENERAL							
	1010		General Admin	2,900.99	0.71	0.00	0.00	2,901.70
	1030		Staff Vending	135.58	0.00	0.00	0.00	135.58
	1043		Playground	1,987.22	0.00	0.00	0.00	1,987.22
	1050		Projects/Support	765.26	0.00	0.00	0.00	765.26
	1105		Laptop Insurance	0.00	0.00	0.00	0.00	0.00
	1106		Laptop Loss/Damage	0.00	0.00	0.00	0.00	0.00
		A	Totals:	5,789.05	0.71	0.00	0.00	5,789.76
D	CLUBS AND ORGANIZATIONS							
	4040		Art	0.00	0.00	0.00	0.00	0.00
	4100		Builders Club	136.00	0.00	0.00	0.00	136.00
	4140		Choir	237.71	0.00	0.00	0.00	237.71
	4540		Other Clubs	0.00	0.00	0.00	0.00	0.00
	4710		Student Council	3,506.51	0.00	0.00	0.00	3,506.51
		D	Totals:	3,880.22	0.00	0.00	0.00	3,880.22
E	ADMINISTRATIVE CUSTODIAL							
	5040		Fundraising-General	0.00	0.00	0.00	0.00	0.00
	5060		Hospitality	0.00	0.00	0.00	0.00	0.00
	5080		Media	4,245.09	0.00	0.00	0.00	4,245.09
	5110		Other Student Activities	740.32	0.00	0.00	0.00	740.32
	5121		KG Field Trips-Curriculum Related	0.00	0.00	0.00	0.00	0.00
	5122		1st Grade Field Trips-Curriculum Related	576.25	0.00	0.00	0.00	576.25
	5123		2nd Grade Field Trips-Curriculum Related	713.70	0.00	0.00	0.00	713.70
	5124		3rd Grade Field Trips-Curriculum Related	227.12	0.00	0.00	0.00	227.12
	5125		4th Grade Field Trips-Curriculum Related	220.61	0.00	0.00	0.00	220.61
	5126		5th Grade Field Trips-Curriculum Related	72.00	0.00	0.00	0.00	72.00
	5165		Logo Sales	210.82	0.00	0.00	0.00	210.82
	5170		Student Notebooks	0.00	0.00	0.00	0.00	0.00
		E	Totals:	7,005.91	0.00	0.00	0.00	7,005.91
Q	STUDENT FEE FUND							
	7000		KG Field Trips	0.00	0.00	0.00	0.00	0.00
	7010		1st Grade Field Trips	0.00	0.00	0.00	0.00	0.00
	7020		2nd Grade Field Trips	0.00	0.00	0.00	0.00	0.00
	7030		3rd Grade Field Trips	0.00	0.00	0.00	0.00	0.00
	7040		4th Grade Field Trips	0.00	0.00	0.00	0.00	0.00
	7050		5th Grade Field Trips	0.00	0.00	0.00	0.00	0.00
	7900		Field Trips-Other	0.00	0.00	0.00	0.00	0.00
		Q	Totals:	0.00	0.00	0.00	0.00	0.00
		Cody	Totals:	16,675.18	0.71	0.00	0.00	16,675.89

Current Cash Balance

Sorted by Site ID, Group ID, Activity ID.
From 07/01/2020 to 07/31/2020.

Site ID	Site Name	Beginning Cash	Receipts	Disbursements	Adjustments	Cash Balance
Group ID	Group Name					
Activity ID	Activity Name					
Cottonw Cottonwood Elementary School						
A	ACTIVITY GENERAL					
1010	General Admin	18,895.90	1.88	0.00	0.00	18,897.78
1030	Staff Vending	9.37	0.00	0.00	0.00	9.37
1105	Laptop Insurance	9.00	0.00	0.00	0.00	9.00
1106	Laptop Loss/Damage	14.00	0.00	0.00	0.00	14.00
	A Totals:	18,928.27	1.88	0.00	0.00	18,930.15
D	CLUBS AND ORGANIZATIONS					
4040	Art	11.76	0.00	0.00	0.00	11.76
4580	Reading	0.00	0.00	0.00	0.00	0.00
4610	SAFE/DARE/Drug Free	0.00	0.00	0.00	0.00	0.00
4710	Student Council	2,516.12	0.00	0.00	0.00	2,516.12
4750	Volunteer Club	18,913.17	0.00	0.00	0.00	18,913.17
	D Totals:	21,441.05	0.00	0.00	0.00	21,441.05
E	ADMINISTRATIVE CUSTODIAL					
5040	Fundraising-General	-60.46	0.00	0.00	0.00	-60.46
5060	Hospitality	0.00	0.00	0.00	0.00	0.00
5070	Library	400.21	0.00	0.00	0.00	400.21
5110	Other Student Activities	2,964.51	0.00	0.00	0.00	2,964.51
5121	KG Field Trips-Curriculum Related	0.00	0.00	0.00	0.00	0.00
5122	1st Grade Field Trips-Curriculum Related	-350.65	0.00	0.00	0.00	-350.65
5123	2nd Grade Field Trips-Curriculum Related	497.96	0.00	0.00	0.00	497.96
5124	3rd Grade Field Trips-Curriculum Related	613.68	0.00	0.00	0.00	613.68
5125	4th Grade Field Trips-Curriculum Related	-950.50	0.00	0.00	0.00	-950.50
5126	5th Grade Field Trips-Curriculum Related	-280.20	0.00	0.00	0.00	-280.20
5142	Preschool	0.00	0.00	0.00	0.00	0.00
5180	Teacher Fund/Grants	392.58	0.00	0.00	0.00	392.58
	E Totals:	3,227.13	0.00	0.00	0.00	3,227.13
Q	STUDENT FEE FUND					
7900	Field Trips-Other	0.00	0.00	0.00	0.00	0.00
	Q Totals:	0.00	0.00	0.00	0.00	0.00
S	ATHLETIC					
9055	Athletics - Projects	0.00	0.00	0.00	0.00	0.00
	S Totals:	0.00	0.00	0.00	0.00	0.00
	Cottonw Totals:	43,596.45	1.88	0.00	0.00	43,598.33

Current Cash Balance

Sorted by Site ID, Group ID, Activity ID.
From 07/01/2020 to 07/31/2020.

Site ID	Site Name						
Group ID	Group Name						
Activity ID	Activity Name	Beginning Cash	Receipts	Disbursements	Adjustments	Cash Balance	
Disney	Disney Elementary						
A	ACTIVITY GENERAL						
1010	General Admin	4,529.81	0.68	0.00	0.00	4,530.49	
1015	Counseling	130.24	0.00	0.00	0.00	130.24	
1030	Staff Vending	177.84	0.00	0.00	0.00	177.84	
1040	Donations	0.00	0.00	0.00	0.00	0.00	
1046	Birthday Board	249.55	0.00	0.00	0.00	249.55	
1105	Laptop Insurance	406.00	0.00	0.00	0.00	406.00	
1106	Laptop Loss/Damage	0.00	0.00	0.00	0.00	0.00	
	A Totals:	5,493.44	0.68	0.00	0.00	5,494.12	
D	CLUBS AND ORGANIZATIONS						
4570	Play Production	3,094.41	0.00	0.00	0.00	3,094.41	
4710	Student Council	1,071.77	0.00	0.00	0.00	1,071.77	
4726	Unified Sports	887.40	0.00	0.00	0.00	887.40	
	D Totals:	5,053.58	0.00	0.00	0.00	5,053.58	
E	ADMINISTRATIVE CUSTODIAL						
5040	Fundraising-General	2,358.37	0.00	0.00	0.00	2,358.37	
5070	Library	458.52	0.00	0.00	0.00	458.52	
5120	P.E.	2,292.13	0.00	0.00	0.00	2,292.13	
5121	KG Field Trips-Curriculum Related	0.00	0.00	0.00	0.00	0.00	
5122	1st Grade Field Trips-Curriculum Related	39.00	0.00	0.00	0.00	39.00	
5123	2nd Grade Field Trips-Curriculum Related	-39.00	0.00	0.00	0.00	-39.00	
5124	3rd Grade Field Trips-Curriculum Related	0.50	0.00	0.00	0.00	0.50	
5125	4th Grade Field Trips-Curriculum Related	6.50	0.00	0.00	0.00	6.50	
5126	5th Grade Field Trips-Curriculum Related	13.45	0.00	0.00	0.00	13.45	
	E Totals:	5,129.47	0.00	0.00	0.00	5,129.47	
Q	STUDENT FEE FUND						
7090	ACP (SpEd) Trips	0.00	0.00	0.00	0.00	0.00	
7900	Field Trips-Other	0.00	0.00	0.00	0.00	0.00	
	Q Totals:	0.00	0.00	0.00	0.00	0.00	
	Disney Totals:	15,676.49	0.68	0.00	0.00	15,677.17	

Current Cash Balance

Sorted by Site ID, Group ID, Activity ID.
From 07/01/2020 to 07/31/2020.

Site ID Group ID	Site Name Group Name	Activity ID	Activity Name	Beginning Cash	Receipts	Disbursements	Adjustments	Cash Balance
Ezra	Ezra Elementary							
A	ACTIVITY GENERAL							
	1010	General Admin		21,777.36	1.35	0.00	0.00	21,778.71
	1030	Staff Vending		0.00	0.00	0.00	0.00	0.00
	1105	Laptop Insurance		728.50	0.00	0.00	0.00	728.50
	1106	Laptop Loss/Damage		0.00	0.00	0.00	0.00	0.00
		A Totals:		22,505.86	1.35	0.00	0.00	22,507.21
D	CLUBS AND ORGANIZATIONS							
	4010	40 Assets		0.00	0.00	0.00	0.00	0.00
	4040	Art		0.00	0.00	0.00	0.00	0.00
	4090	Bowling Club		0.00	0.00	0.00	0.00	0.00
	4500	Music		1,025.67	0.00	0.00	0.00	1,025.67
		D Totals:		1,025.67	0.00	0.00	0.00	1,025.67
E	ADMINISTRATIVE CUSTODIAL							
	5040	Fundraising-General		0.00	0.00	0.00	0.00	0.00
	5060	Hospitality		0.00	0.00	0.00	0.00	0.00
	5070	Library		3,696.61	0.00	0.00	0.00	3,696.61
	5110	Other Student Activities		0.00	0.00	0.00	0.00	0.00
	5121	KG Field Trips-Curriculum Related		40.57	0.00	0.00	0.00	40.57
	5122	1st Grade Field Trips-Curriculum Related		391.72	0.00	0.00	0.00	391.72
	5123	2nd Grade Field Trips-Curriculum Related		232.75	0.00	0.00	0.00	232.75
	5124	3rd Grade Field Trips-Curriculum Related		525.06	0.00	0.00	0.00	525.06
	5125	4th Grade Field Trips-Curriculum Related		0.00	0.00	0.00	0.00	0.00
	5126	5th Grade Field Trips-Curriculum Related		1,670.06	0.00	0.00	0.00	1,670.06
	5165	Logo Sales		0.00	0.00	0.00	0.00	0.00
	5170	Student Notebooks		0.00	0.00	0.00	0.00	0.00
		E Totals:		6,556.77	0.00	0.00	0.00	6,556.77
Q	STUDENT FEE FUND							
	7090	ACP (SpEd) Trips		0.00	0.00	0.00	0.00	0.00
	7900	Field Trips-Other		0.00	0.00	0.00	0.00	0.00
		Q Totals:		0.00	0.00	0.00	0.00	0.00
		Ezra Totals:		30,088.30	1.35	0.00	0.00	30,089.65

Current Cash Balance

Sorted by Site ID, Group ID, Activity ID.
From 07/01/2020 to 07/31/2020.

Site ID Group ID	Site Name Group Name	Activity ID	Activity Name	Beginning Cash	Receipts	Disbursements	Adjustments	Cash Balance
HarveyO Harvey Oaks Elementary								
A	ACTIVITY GENERAL							
	1010		General Admin	26,566.82	1.23	0.00	0.00	26,568.05
	1030		Staff Vending	0.00	0.00	0.00	0.00	0.00
	1105		Laptop Insurance	0.00	0.00	0.00	0.00	0.00
	1106		Laptop Loss/Damage	0.00	0.00	0.00	0.00	0.00
	1170		Wellness	621.77	0.00	0.00	0.00	621.77
	A Totals:			27,188.59	1.23	0.00	0.00	27,189.82
D	CLUBS AND ORGANIZATIONS							
	4040		Art	0.00	0.00	0.00	0.00	0.00
	4140		Choir	0.00	0.00	0.00	0.00	0.00
	4620		Safety Patrol	0.00	0.00	0.00	0.00	0.00
	4710		Student Council	329.68	0.00	0.00	0.00	329.68
	D Totals:			329.68	0.00	0.00	0.00	329.68
E	ADMINISTRATIVE CUSTODIAL							
	5040		Fundraising-General	0.00	0.00	0.00	0.00	0.00
	5050		HAL	0.00	0.00	0.00	0.00	0.00
	5070		Library	1,179.32	0.00	0.00	0.00	1,179.32
	5110		Other Student Activities	0.00	0.00	0.00	0.00	0.00
	5121		KG Field Trips-Curriculum Related	434.00	0.00	0.00	0.00	434.00
	5122		1st Grade Field Trips-Curriculum Related	18.35	0.00	0.00	0.00	18.35
	5123		2nd Grade Field Trips-Curriculum Related	-208.80	0.00	0.00	0.00	-208.80
	5124		3rd Grade Field Trips-Curriculum Related	-22.22	0.00	0.00	0.00	-22.22
	5125		4th Grade Field Trips-Curriculum Related	-244.90	0.00	0.00	0.00	-244.90
	5126		5th Grade Field Trips-Curriculum Related	30.00	0.00	0.00	0.00	30.00
	5142		Preschool	112.00	0.00	0.00	0.00	112.00
	5180		Teacher Fund/Grants	0.00	0.00	0.00	0.00	0.00
	E Totals:			1,297.75	0.00	0.00	0.00	1,297.75
HarveyO Totals:				28,816.02	1.23	0.00	0.00	28,817.25

Current Cash Balance

Sorted by Site ID, Group ID, Activity ID.

From 07/01/2020 to 07/31/2020.

Site ID Group ID	Site Name Group Name	Activity ID	Activity Name	Beginning Cash	Receipts	Disbursements	Adjustments	Cash Balance
Hitchco	Hitchcock Elementary							
A	ACTIVITY GENERAL							
	1010		General Admin	24,775.47	1.59	0.00	0.00	24,777.06
	1030		Staff Vending	581.93	0.00	0.00	0.00	581.93
	1105		Laptop Insurance	1,049.50	0.00	0.00	0.00	1,049.50
	1106		Laptop Loss/Damage	35.00	0.00	0.00	0.00	35.00
		A	Totals:	26,441.90	1.59	0.00	0.00	26,443.49
D	CLUBS AND ORGANIZATIONS							
	4040		Art	1,789.87	0.00	0.00	0.00	1,789.87
	4540		Other Clubs	0.00	0.00	0.00	0.00	0.00
	4580		Reading	863.45	0.00	0.00	0.00	863.45
	4710		Student Council	368.32	0.00	0.00	0.00	368.32
		D	Totals:	3,021.64	0.00	0.00	0.00	3,021.64
E	ADMINISTRATIVE CUSTODIAL							
	5040		Fundraising-General	1,265.79	0.00	0.00	0.00	1,265.79
	5060		Hospitality	32.50	0.00	0.00	0.00	32.50
	5070		Library	5,371.24	0.00	0.00	0.00	5,371.24
	5110		Other Student Activities	0.00	0.00	0.00	0.00	0.00
	5121		KG Field Trips-Curriculum Related	100.00	0.00	0.00	0.00	100.00
	5122		1st Grade Field Trips-Curriculum Related	184.16	0.00	0.00	0.00	184.16
	5123		2nd Grade Field Trips-Curriculum Related	100.00	0.00	0.00	0.00	100.00
	5124		3rd Grade Field Trips-Curriculum Related	100.00	0.00	0.00	0.00	100.00
	5125		4th Grade Field Trips-Curriculum Related	517.40	0.00	0.00	0.00	517.40
	5126		5th Grade Field Trips-Curriculum Related	247.77	0.00	0.00	0.00	247.77
	5165		Logo Sales	84.62	0.00	0.00	0.00	84.62
		E	Totals:	8,003.48	0.00	0.00	0.00	8,003.48
Q	STUDENT FEE FUND							
	7090		ACP (SpEd) Trips	0.00	0.00	0.00	0.00	0.00
	7140		Mini-Classes	0.00	0.00	0.00	0.00	0.00
	7900		Field Trips-Other	0.00	0.00	0.00	0.00	0.00
		Q	Totals:	0.00	0.00	0.00	0.00	0.00
		Hitchcoc	Totals:	37,467.02	1.59	0.00	0.00	37,468.61

Current Cash Balance

Sorted by Site ID, Group ID, Activity ID.

From 07/01/2020 to 07/31/2020.

Site ID	Site Name		Beginning Cash	Receipts	Disbursements	Adjustments	Cash Balance
Group ID	Group Name	Activity ID	Activity Name				
HollingH	Holling Heights Elementary						
A	ACTIVITY GENERAL						
	1010	General Admin	33,049.36	2.12	0.00	0.00	33,051.48
	1030	Staff Vending	301.18	0.00	0.00	0.00	301.18
	1040	Donations	4,460.04	0.00	0.00	0.00	4,460.04
	1049	Food Pantry	215.00	0.00	0.00	0.00	215.00
	1105	Laptop Insurance	288.00	0.00	0.00	0.00	288.00
	1106	Laptop Loss/Damage	14.00	0.00	0.00	0.00	14.00
		A Totals:	38,327.58	2.12	0.00	0.00	38,329.70
D	CLUBS AND ORGANIZATIONS						
	4710	Student Council	910.18	0.00	0.00	0.00	910.18
		D Totals:	910.18	0.00	0.00	0.00	910.18
E	ADMINISTRATIVE CUSTODIAL						
	5016	Family Events	-20.86	0.00	0.00	0.00	-20.86
	5040	Fundraising-General	0.00	0.00	0.00	0.00	0.00
	5070	Library	4,763.04	0.00	0.00	0.00	4,763.04
	5113	SBS Field Trips	0.00	0.00	0.00	0.00	0.00
	5121	KG Field Trips-Curriculum Related	-272.97	0.00	0.00	0.00	-272.97
	5122	1st Grade Field Trips-Curriculum Related	0.00	0.00	0.00	0.00	0.00
	5123	2nd Grade Field Trips-Curriculum Related	-332.97	0.00	0.00	0.00	-332.97
	5124	3rd Grade Field Trips-Curriculum Related	-167.86	0.00	0.00	0.00	-167.86
	5125	4th Grade Field Trips-Curriculum Related	-110.99	0.00	0.00	0.00	-110.99
	5126	5th Grade Field Trips-Curriculum Related	-136.12	0.00	0.00	0.00	-136.12
	5140	PayBac	6,672.96	0.00	0.00	0.00	6,672.96
	5180	Teacher Fund/Grants	0.00	0.00	0.00	0.00	0.00
	5182	Behavior Skills Grant	500.00	0.00	0.00	0.00	500.00
		E Totals:	10,894.23	0.00	0.00	0.00	10,894.23
Q	STUDENT FEE FUND						
	7900	Field Trips-Other	0.00	0.00	0.00	0.00	0.00
		Q Totals:	0.00	0.00	0.00	0.00	0.00
		HollingHt Totals:	50,131.99	2.12	0.00	0.00	50,134.11

Current Cash Balance

Sorted by Site ID, Group ID, Activity ID.
From 07/01/2020 to 07/31/2020.

Site ID Group ID	Site Name Group Name	Activity ID	Activity Name	Beginning Cash	Receipts	Disbursements	Adjustments	Cash Balance
Montclai Montclair Elementary								
A	ACTIVITY GENERAL							
	1010		General Admin	15,208.77	1.77	1,012.00	0.00	14,198.54
	1030		Staff Vending	352.21	0.00	0.00	0.00	352.21
	1105		Laptop Insurance	1,932.50	0.00	0.00	0.00	1,932.50
	1106		Laptop Loss/Damage	0.00	0.00	0.00	0.00	0.00
	A Totals:			17,493.48	1.77	1,012.00	0.00	16,483.25
D	CLUBS AND ORGANIZATIONS							
	4040		Art	3,052.73	0.00	0.00	0.00	3,052.73
	4500		Music	700.00	0.00	0.00	0.00	700.00
	4570		Play Production	7,693.71	0.00	0.00	0.00	7,693.71
	4610		SAFE/DARE/Drug Free	1.84	0.00	0.00	0.00	1.84
	4645		Show Choir	509.66	0.00	0.00	0.00	509.66
	4710		Student Council	278.38	0.00	0.00	0.00	278.38
	D Totals:			12,236.32	0.00	0.00	0.00	12,236.32
E	ADMINISTRATIVE CUSTODIAL							
	5012		Creative Cafe	233.83	0.00	0.00	0.00	233.83
	5040		Fundraising-General	0.00	0.00	0.00	0.00	0.00
	5060		Hospitality	4.82	0.00	0.00	0.00	4.82
	5070		Library	8,490.40	0.00	0.00	0.00	8,490.40
	5110		Other Student Activities	-30.12	0.00	0.00	0.00	-30.12
	5116		Montessori KG	-439.70	0.00	0.00	0.00	-439.70
	5117		Montessori 1-3	1,194.46	0.00	0.00	0.00	1,194.46
	5118		Montessori 4-5	1,081.98	0.00	0.00	0.00	1,081.98
	5120		P.E.	871.51	0.00	0.00	0.00	871.51
	5121		KG Field Trips-Curriculum Related	-230.29	0.00	0.00	0.00	-230.29
	5122		1st Grade Field Trips-Curriculum Related	279.53	0.00	0.00	0.00	279.53
	5123		2nd Grade Field Trips-Curriculum Related	-516.72	0.00	0.00	0.00	-516.72
	5124		3rd Grade Field Trips-Curriculum Related	2.00	0.00	0.00	0.00	2.00
	5125		4th Grade Field Trips-Curriculum Related	-970.59	0.00	0.00	0.00	-970.59
	5126		5th Grade Field Trips-Curriculum Related	39.76	0.00	0.00	0.00	39.76
	E Totals:			10,010.87	0.00	0.00	0.00	10,010.87
Q	STUDENT FEE FUND							
	7020		2nd Grade Field Trips	0.00	0.00	0.00	0.00	0.00
	7030		3rd Grade Field Trips	0.00	0.00	0.00	0.00	0.00
	7040		4th Grade Field Trips	0.00	0.00	0.00	0.00	0.00
	7050		5th Grade Field Trips	0.00	0.00	0.00	0.00	0.00
	7110		Montessori PreK	-443.70	0.00	0.00	0.00	-443.70
	7140		Mini-Classes	1,921.24	0.00	0.00	0.00	1,921.24
	7900		Field Trips-Other	-101.78	0.00	0.00	0.00	-101.78
	Q Totals:			1,375.76	0.00	0.00	0.00	1,375.76

Current Cash Balance

Sorted by Site ID, Group ID, Activity ID.
From 07/01/2020 to 07/31/2020.

Site ID	Site Name		Beginning Cash	Receipts	Disbursements	Adjustments	Cash Balance
Group ID	Group Name						
	Activity ID	Activity Name					
Montclair Totals:			41,116.43	1.77	1,012.00	0.00	40,106.20

Current Cash Balance

Sorted by Site ID, Group ID, Activity ID.
From 07/01/2020 to 07/31/2020.

Site ID	Site Name						
Group ID	Group Name						
Activity ID	Activity Name	Beginning Cash	Receipts	Disbursements	Adjustments	Cash Balance	
Morton	Morton Elementary						
A	ACTIVITY GENERAL						
1010	General Admin	77.03	0.43	0.00	0.00	77.46	
1030	Staff Vending	0.00	0.00	0.00	0.00	0.00	
1105	Laptop Insurance	306.00	0.00	0.00	0.00	306.00	
1106	Laptop Loss/Damage	46.00	0.00	0.00	0.00	46.00	
	A Totals:	429.03	0.43	0.00	0.00	429.46	
D	CLUBS AND ORGANIZATIONS						
4230	Environmental Club	127.16	0.00	0.00	0.00	127.16	
4580	Reading	108.61	0.00	0.00	0.00	108.61	
4610	SAFE/DARE/Drug Free	0.00	0.00	0.00	0.00	0.00	
4620	Safety Patrol	0.00	0.00	0.00	0.00	0.00	
4710	Student Council	598.55	0.00	0.00	0.00	598.55	
	D Totals:	834.32	0.00	0.00	0.00	834.32	
E	ADMINISTRATIVE CUSTODIAL						
5015	Circle of Friends	37.59	0.00	0.00	0.00	37.59	
5040	Fundraising-General	0.00	0.00	0.00	0.00	0.00	
5060	Hospitality	254.27	0.00	0.00	0.00	254.27	
5070	Library	5,814.14	0.00	0.00	0.00	5,814.14	
5110	Other Student Activities	0.00	0.00	0.00	0.00	0.00	
5121	KG Field Trips-Curriculum Related	165.12	0.00	0.00	0.00	165.12	
5122	1st Grade Field Trips-Curriculum Related	0.00	0.00	0.00	0.00	0.00	
5123	2nd Grade Field Trips-Curriculum Related	251.16	0.00	0.00	0.00	251.16	
5124	3rd Grade Field Trips-Curriculum Related	10.31	0.00	0.00	0.00	10.31	
5125	4th Grade Field Trips-Curriculum Related	-119.25	0.00	0.00	0.00	-119.25	
5126	5th Grade Field Trips-Curriculum Related	-235.48	0.00	0.00	0.00	-235.48	
5140	PayBac	2,211.52	0.00	0.00	0.00	2,211.52	
	E Totals:	8,389.38	0.00	0.00	0.00	8,389.38	
Q	STUDENT FEE FUND						
7900	Field Trips-Other	0.00	0.00	0.00	0.00	0.00	
	Q Totals:	0.00	0.00	0.00	0.00	0.00	
	Morton Totals:	9,652.73	0.43	0.00	0.00	9,653.16	

Current Cash Balance

Sorted by Site ID, Group ID, Activity ID.
From 07/01/2020 to 07/31/2020.

Site ID Group ID	Site Name Group Name	Activity ID	Activity Name	Beginning Cash	Receipts	Disbursements	Adjustments	Cash Balance
Neihardt Neihardt Elementary School								
A	ACTIVITY GENERAL							
	1010	General Admin		13,170.15	1.21	2,465.58	0.00	10,705.78
	1030	Staff Vending		101.00	0.00	0.00	0.00	101.00
	1105	Laptop Insurance		81.00	0.00	0.00	0.00	81.00
	1106	Laptop Loss/Damage		14.00	0.00	0.00	0.00	14.00
	A Totals:			13,366.15	1.21	2,465.58	0.00	10,901.78
D	CLUBS AND ORGANIZATIONS							
	4140	Choir		593.20	0.00	0.00	0.00	593.20
	4620	Safety Patrol		0.00	0.00	0.00	0.00	0.00
	4710	Student Council		779.05	0.00	0.00	0.00	779.05
	4770	Yearbook		2,365.14	0.00	0.00	0.00	2,365.14
	D Totals:			3,737.39	0.00	0.00	0.00	3,737.39
E	ADMINISTRATIVE CUSTODIAL							
	5015	Circle of Friends		0.00	0.00	0.00	0.00	0.00
	5035	Fuel Up to Play 60		360.68	0.00	0.00	0.00	360.68
	5040	Fundraising-General		6,445.92	0.00	0.00	0.00	6,445.92
	5070	Library		3,034.71	0.00	0.00	0.00	3,034.71
	5110	Other Student Activities		0.00	0.00	0.00	0.00	0.00
	5121	KG Field Trips-Curriculum Related		-181.18	0.00	0.00	0.00	-181.18
	5122	1st Grade Field Trips-Curriculum Related		-255.72	0.00	0.00	0.00	-255.72
	5123	2nd Grade Field Trips-Curriculum Related		131.27	0.00	0.00	0.00	131.27
	5124	3rd Grade Field Trips-Curriculum Related		75.38	0.00	0.00	0.00	75.38
	5125	4th Grade Field Trips-Curriculum Related		64.83	0.00	0.00	0.00	64.83
	5126	5th Grade Field Trips-Curriculum Related		0.00	0.00	0.00	0.00	0.00
	5140	PayBac		1,877.86	0.00	69.56	0.00	1,808.30
	E Totals:			11,553.75	0.00	69.56	0.00	11,484.19
Q	STUDENT FEE FUND							
	7900	Field Trips-Other		0.00	0.00	0.00	0.00	0.00
	Q Totals:			0.00	0.00	0.00	0.00	0.00
Neihardt Totals:				28,657.29	1.21	2,535.14	0.00	26,123.36

Current Cash Balance

Sorted by Site ID, Group ID, Activity ID.
From 07/01/2020 to 07/31/2020.

Site ID	Site Name					
Group ID	Group Name					
Activity ID	Activity Name	Beginning Cash	Receipts	Disbursements	Adjustments	Cash Balance
Norris	Norris Elementary School					
A	ACTIVITY GENERAL					
1010	General Admin	-2,056.19	1.33	135.00	4,842.35	2,652.49
1030	Staff Vending	303.33	0.00	0.00	0.00	303.33
1043	Playground	14,406.86	0.00	0.00	0.00	14,406.86
1045	Gym Teachers Activity Account	468.92	0.00	0.00	0.00	468.92
1050	Projects/Support	3,689.35	0.00	0.00	-3,689.35	0.00
1055	After School Tutoring Programs	1,153.00	0.00	0.00	-1,153.00	0.00
1105	Laptop Insurance	1,054.00	0.00	0.00	0.00	1,054.00
1106	Laptop Loss/Damage	0.00	0.00	0.00	0.00	0.00
	A Totals:	19,019.27	1.33	135.00	0.00	18,885.60
D	CLUBS AND ORGANIZATIONS					
4010	40 Assets	1,169.62	0.00	0.00	0.00	1,169.62
4040	Art	1,202.65	0.00	0.00	0.00	1,202.65
4500	Music	181.26	0.00	0.00	0.00	181.26
4580	Reading	96.19	0.00	0.00	0.00	96.19
4620	Safety Patrol	0.00	0.00	0.00	0.00	0.00
4710	Student Council	648.54	0.00	0.00	0.00	648.54
4770	Yearbook	2,230.00	0.00	0.00	0.00	2,230.00
	D Totals:	5,528.26	0.00	0.00	0.00	5,528.26
E	ADMINISTRATIVE CUSTODIAL					
5060	Hospitality	119.95	0.00	0.00	0.00	119.95
5080	Media	35.89	0.00	0.00	0.00	35.89
5090	Montessori	799.10	0.00	0.00	0.00	799.10
5116	Montessori KG	0.00	0.00	0.00	0.00	0.00
5117	Montessori 1-3	0.00	0.00	0.00	0.00	0.00
5118	Montessori 4-5	0.00	0.00	0.00	0.00	0.00
5121	KG Field Trips-Curriculum Related	0.00	0.00	0.00	0.00	0.00
5122	1st Grade Field Trips-Curriculum Related	0.00	0.00	0.00	0.00	0.00
5123	2nd Grade Field Trips-Curriculum Related	0.00	0.00	0.00	0.00	0.00
5124	3rd Grade Field Trips-Curriculum Related	0.00	0.00	0.00	0.00	0.00
5125	4th Grade Field Trips-Curriculum Related	0.00	0.00	0.00	0.00	0.00
5126	5th Grade Field Trips-Curriculum Related	0.00	0.00	0.00	0.00	0.00
5141	Field Trips-paybac	4,639.77	0.00	0.00	0.00	4,639.77
5180	Teacher Fund/Grants	0.00	0.00	0.00	0.00	0.00
	E Totals:	5,594.71	0.00	0.00	0.00	5,594.71

Current Cash Balance

Sorted by Site ID, Group ID, Activity ID.
From 07/01/2020 to 07/31/2020.

Site ID	Site Name						
Group ID	Group Name						
Activity ID	Activity Name	Beginning Cash	Receipts	Disbursements	Adjustments	Cash Balance	
Q	STUDENT FEE FUND						
7020	2nd Grade Field Trips	5.00	0.00	0.00	0.00	5.00	
7090	ACP (SpEd) Trips	0.00	0.00	0.00	0.00	0.00	
7110	Montessori PreK	135.39	0.00	0.00	0.00	135.39	
7120	Montessori 1-3	0.00	0.00	0.00	0.00	0.00	
7130	Montessori 4th & 5th	0.00	0.00	0.00	0.00	0.00	
7150	Jumpstart	0.00	0.00	0.00	0.00	0.00	
7900	Field Trips-Other	0.00	0.00	0.00	0.00	0.00	
	Q Totals:	140.39	0.00	0.00	0.00	140.39	
	Norris Totals:	30,282.63	1.33	135.00	0.00	30,148.96	

Current Cash Balance

Sorted by Site ID, Group ID, Activity ID.
From 07/01/2020 to 07/31/2020.

Site ID	Site Name						
Group ID	Group Name						
Activity ID	Activity Name	Beginning Cash	Receipts	Disbursements	Adjustments	Cash Balance	
Reagan	Reagan Elementary						
A	ACTIVITY GENERAL						
1010	General Admin	19,929.02	4.01	0.00	0.00	19,933.03	
1020	Volunteers-General	60,328.47	0.00	0.00	0.00	60,328.47	
1022	Volunteers - Hospitality	0.00	0.00	0.00	0.00	0.00	
1030	Staff Vending	397.39	0.00	0.00	0.00	397.39	
1045	Gym Teachers Activity Account	0.00	0.00	0.00	0.00	0.00	
1105	Laptop Insurance	0.00	0.00	0.00	0.00	0.00	
1106	Laptop Loss/Damage	0.00	0.00	0.00	0.00	0.00	
	A Totals:	80,654.88	4.01	0.00	0.00	80,658.89	
D	CLUBS AND ORGANIZATIONS						
4540	Other Clubs	671.23	0.00	0.00	0.00	671.23	
4710	Student Council	3,569.97	0.00	0.00	0.00	3,569.97	
	D Totals:	4,241.20	0.00	0.00	0.00	4,241.20	
E	ADMINISTRATIVE CUSTODIAL						
5040	Fundraising-General	0.00	0.00	0.00	0.00	0.00	
5060	Hospitality	0.00	0.00	0.00	0.00	0.00	
5070	Library	7,781.28	0.00	0.00	0.00	7,781.28	
5110	Other Student Activities	0.00	0.00	0.00	0.00	0.00	
5115	Field Trips-Curriculum Related	0.00	0.00	0.00	0.00	0.00	
5121	KG Field Trips-Curriculum Related	0.00	0.00	0.00	0.00	0.00	
5122	1st Grade Field Trips-Curriculum Related	0.00	0.00	0.00	0.00	0.00	
5123	2nd Grade Field Trips-Curriculum Related	0.00	0.00	0.00	0.00	0.00	
5124	3rd Grade Field Trips-Curriculum Related	0.00	0.00	0.00	0.00	0.00	
5125	4th Grade Field Trips-Curriculum Related	0.00	0.00	0.00	0.00	0.00	
5126	5th Grade Field Trips-Curriculum Related	0.00	0.00	0.00	0.00	0.00	
5140	PayBac	0.00	0.00	0.00	0.00	0.00	
	E Totals:	7,781.28	0.00	0.00	0.00	7,781.28	
Q	STUDENT FEE FUND						
7900	Field Trips-Other	0.00	0.00	0.00	0.00	0.00	
	Q Totals:	0.00	0.00	0.00	0.00	0.00	
	Reagan Totals:	92,677.36	4.01	0.00	0.00	92,681.37	

Current Cash Balance

Sorted by Site ID, Group ID, Activity ID.
From 07/01/2020 to 07/31/2020.

Site ID	Site Name		Beginning Cash	Receipts	Disbursements	Adjustments	Cash Balance
Group ID	Group Name	Activity ID Activity Name					
Reeder	Reeder Elementary						
A	ACTIVITY GENERAL						
	1010	General Admin	18,270.21	1.46	0.00	0.00	18,271.67
	1030	Staff Vending	379.32	0.00	0.00	0.00	379.32
	1105	Laptop Insurance	-35.50	0.00	0.00	0.00	-35.50
	1106	Laptop Loss/Damage	0.00	0.00	0.00	0.00	0.00
	A	Totals:	18,614.03	1.46	0.00	0.00	18,615.49
D	CLUBS AND ORGANIZATIONS						
	4500	Music	2,899.32	0.00	0.00	0.00	2,899.32
	4580	Reading	0.00	0.00	0.00	0.00	0.00
	4710	Student Council	318.38	0.00	0.00	0.00	318.38
	D	Totals:	3,217.70	0.00	0.00	0.00	3,217.70
E	ADMINISTRATIVE CUSTODIAL						
	5040	Fundraising-General	56.91	0.00	0.00	0.00	56.91
	5060	Hospitality	0.00	0.00	0.00	0.00	0.00
	5070	Library	3,440.27	0.00	0.00	0.00	3,440.27
	5110	Other Student Activities	0.00	0.00	0.00	0.00	0.00
	5120	P.E.	1,364.38	0.00	0.00	0.00	1,364.38
	5121	KG Field Trips-Curriculum Related	254.52	0.00	0.00	0.00	254.52
	5122	1st Grade Field Trips-Curriculum Related	1,303.96	0.00	0.00	0.00	1,303.96
	5123	2nd Grade Field Trips-Curriculum Related	70.91	0.00	0.00	0.00	70.91
	5124	3rd Grade Field Trips-Curriculum Related	1,404.93	0.00	0.00	0.00	1,404.93
	5125	4th Grade Field Trips-Curriculum Related	166.40	0.00	0.00	0.00	166.40
	5126	5th Grade Field Trips-Curriculum Related	325.57	0.00	0.00	0.00	325.57
	5140	PayBac	4,260.26	0.00	0.00	0.00	4,260.26
	5180	Teacher Fund/Grants	0.00	0.00	0.00	0.00	0.00
	E	Totals:	12,648.11	0.00	0.00	0.00	12,648.11
Q	STUDENT FEE FUND						
	7090	ACP (SpEd) Trips	0.00	0.00	0.00	0.00	0.00
	7900	Field Trips-Other	0.00	0.00	0.00	0.00	0.00
	Q	Totals:	0.00	0.00	0.00	0.00	0.00
	Reeder	Totals:	34,479.84	1.46	0.00	0.00	34,481.30

Current Cash Balance

Sorted by Site ID, Group ID, Activity ID.
From 07/01/2020 to 07/31/2020.

Site ID	Site Name						
Group ID	Group Name						
Activity ID	Activity Name	Beginning Cash	Receipts	Disbursements	Adjustments	Cash Balance	
Rockwell Rockwell Elementary							
A	ACTIVITY GENERAL						
1010	General Admin	8,184.57	1.45	0.00	0.00	8,186.02	
1030	Staff Vending	468.27	0.00	0.00	0.00	468.27	
1040	Donations	4,860.00	0.00	0.00	0.00	4,860.00	
1048	Parent Involvement Activities	1,035.80	0.00	0.00	0.00	1,035.80	
1105	Laptop Insurance	171.00	0.00	0.00	0.00	171.00	
1106	Laptop Loss/Damage	0.00	0.00	0.00	0.00	0.00	
	A Totals:	14,719.64	1.45	0.00	0.00	14,721.09	
D	CLUBS AND ORGANIZATIONS						
4230	Environmental Club	0.00	0.00	0.00	0.00	0.00	
4540	Other Clubs	362.34	0.00	0.00	0.00	362.34	
4610	SAFE/DARE/Drug Free	0.00	0.00	0.00	0.00	0.00	
4710	Student Council	1,233.98	0.00	0.00	0.00	1,233.98	
4770	Yearbook	2,254.50	0.00	0.00	0.00	2,254.50	
	D Totals:	3,850.82	0.00	0.00	0.00	3,850.82	
E	ADMINISTRATIVE CUSTODIAL						
5040	Fundraising-General	3,650.96	0.00	0.00	0.00	3,650.96	
5070	Library	8,269.11	0.00	0.00	0.00	8,269.11	
5110	Other Student Activities	901.07	0.00	0.00	0.00	901.07	
5121	KG Field Trips-Curriculum Related	219.77	0.00	0.00	0.00	219.77	
5122	1st Grade Field Trips-Curriculum Related	-5.00	0.00	0.00	0.00	-5.00	
5123	2nd Grade Field Trips-Curriculum Related	88.75	0.00	0.00	0.00	88.75	
5124	3rd Grade Field Trips-Curriculum Related	0.00	0.00	0.00	0.00	0.00	
5125	4th Grade Field Trips-Curriculum Related	80.00	0.00	0.00	0.00	80.00	
5126	5th Grade Field Trips-Curriculum Related	0.00	0.00	0.00	0.00	0.00	
5140	PayBac	1,994.35	0.00	0.00	0.00	1,994.35	
	E Totals:	15,199.01	0.00	0.00	0.00	15,199.01	
Q	STUDENT FEE FUND						
7900	Field Trips-Other	176.22	0.00	0.00	0.00	176.22	
	Q Totals:	176.22	0.00	0.00	0.00	176.22	
	Rockwell Totals:	33,945.69	1.45	0.00	0.00	33,947.14	

Current Cash Balance

Sorted by Site ID, Group ID, Activity ID.
From 07/01/2020 to 07/31/2020.

Site ID	Site Name						
Group ID	Group Name						
Activity ID	Activity Name	Beginning Cash	Receipts	Disbursements	Adjustments	Cash Balance	
Rohwer	Rohwer Elementary						
A	ACTIVITY GENERAL						
1010	General Admin	10,383.05	0.00	0.00	0.00	10,383.05	
1030	Staff Vending	204.12	0.00	0.00	0.00	204.12	
1040	Donations	16.75	0.00	0.00	0.00	16.75	
1105	Laptop Insurance	0.00	0.00	0.00	0.00	0.00	
1106	Laptop Loss/Damage	0.00	0.00	0.00	0.00	0.00	
	A Totals:	10,603.92	0.00	0.00	0.00	10,603.92	
D	CLUBS AND ORGANIZATIONS						
4070	Birthday Book Club	5,289.23	0.00	0.00	0.00	5,289.23	
4140	Choir	0.00	0.00	0.00	0.00	0.00	
4620	Safety Patrol	25.00	0.00	0.00	0.00	25.00	
4710	Student Council	66.77	0.00	0.00	0.00	66.77	
	D Totals:	5,381.00	0.00	0.00	0.00	5,381.00	
E	ADMINISTRATIVE CUSTODIAL						
5040	Fundraising-General	0.00	0.00	0.00	0.00	0.00	
5060	Hospitality	2,834.06	0.00	0.00	0.00	2,834.06	
5080	Media	1,286.66	0.00	0.00	0.00	1,286.66	
5100	Other Adm Custodial	1,565.55	0.00	0.00	0.00	1,565.55	
5110	Other Student Activities	1,706.51	0.00	0.00	0.00	1,706.51	
5121	KG Field Trips-Curriculum Related	341.17	0.00	0.00	0.00	341.17	
5122	1st Grade Field Trips-Curriculum Related	246.38	0.00	0.00	0.00	246.38	
5123	2nd Grade Field Trips-Curriculum Related	26.21	0.00	0.00	0.00	26.21	
5124	3rd Grade Field Trips-Curriculum Related	126.27	0.00	0.00	0.00	126.27	
5125	4th Grade Field Trips-Curriculum Related	15.00	0.00	0.00	0.00	15.00	
5126	5th Grade Field Trips-Curriculum Related	110.21	0.00	0.00	0.00	110.21	
5140	PayBac	5,500.63	0.00	0.00	0.00	5,500.63	
5180	Teacher Fund/Grants	1,220.70	0.00	0.00	0.00	1,220.70	
	E Totals:	14,979.35	0.00	0.00	0.00	14,979.35	
Q	STUDENT FEE FUND						
7900	Field Trips-Other	0.00	0.00	0.00	0.00	0.00	
	Q Totals:	0.00	0.00	0.00	0.00	0.00	
	Rohwer Totals:	30,964.27	0.00	0.00	0.00	30,964.27	

Current Cash Balance

Sorted by Site ID, Group ID, Activity ID.
From 07/01/2020 to 07/31/2020.

Site ID	Site Name						
Group ID	Group Name						
Activity ID	Activity Name	Beginning Cash	Receipts	Disbursements	Adjustments	Cash Balance	
Sandoz	Sandoz Elementary						
A	ACTIVITY GENERAL						
1010	General Admin	23,263.80	418.58	1,471.75	0.00	22,210.63	
1030	Staff Vending	611.00	0.00	0.00	0.00	611.00	
1105	Laptop Insurance	117.00	0.00	0.00	0.00	117.00	
1106	Laptop Loss/Damage	0.00	0.00	0.00	0.00	0.00	
	A Totals:	23,991.80	418.58	1,471.75	0.00	22,938.63	
D	CLUBS AND ORGANIZATIONS						
4040	Art	0.00	0.00	0.00	0.00	0.00	
4710	Student Council	0.97	0.00	0.00	0.00	0.97	
	D Totals:	0.97	0.00	0.00	0.00	0.97	
E	ADMINISTRATIVE CUSTODIAL						
5040	Fundraising-General	0.00	0.00	0.00	0.00	0.00	
5070	Library	1,286.14	190.01	186.69	0.00	1,289.46	
5110	Other Student Activities	0.00	0.00	0.00	0.00	0.00	
5115	Field Trips-Curriculum Related	273.35	0.00	0.00	0.00	273.35	
5121	KG Field Trips-Curriculum Related	0.00	0.00	0.00	0.00	0.00	
5122	1st Grade Field Trips-Curriculum Related	0.00	0.00	0.00	0.00	0.00	
5123	2nd Grade Field Trips-Curriculum Related	0.00	0.00	0.00	0.00	0.00	
5124	3rd Grade Field Trips-Curriculum Related	0.00	0.00	0.00	0.00	0.00	
5125	4th Grade Field Trips-Curriculum Related	0.00	0.00	0.00	0.00	0.00	
5126	5th Grade Field Trips-Curriculum Related	0.00	0.00	0.00	0.00	0.00	
	E Totals:	1,559.49	190.01	186.69	0.00	1,562.81	
Q	STUDENT FEE FUND						
7000	KG Field Trips	0.00	0.00	0.00	0.00	0.00	
7010	1st Grade Field Trips	0.00	0.00	0.00	0.00	0.00	
7020	2nd Grade Field Trips	0.00	0.00	0.00	0.00	0.00	
7030	3rd Grade Field Trips	0.00	0.00	0.00	0.00	0.00	
7040	4th Grade Field Trips	0.00	0.00	0.00	0.00	0.00	
7050	5th Grade Field Trips	-148.68	0.00	0.00	0.00	-148.68	
7090	ACP (SpEd) Trips	0.00	0.00	0.00	0.00	0.00	
7900	Field Trips-Other	0.00	0.00	0.00	0.00	0.00	
	Q Totals:	-148.68	0.00	0.00	0.00	-148.68	
	Sandoz Totals:	25,403.58	608.59	1,658.44	0.00	24,353.73	

Current Cash Balance

Sorted by Site ID, Group ID, Activity ID.
From 07/01/2020 to 07/31/2020.

Site ID Group ID	Site Name Group Name	Activity ID	Activity Name	Beginning Cash	Receipts	Disbursements	Adjustments	Cash Balance
Upchurc Upchurch Elementary								
A	ACTIVITY GENERAL							
	1010		General Admin	15,332.72	1.14	29.92	0.00	15,303.94
	1030		Staff Vending	450.34	0.00	0.00	0.00	450.34
	1047		Box Tops Program	1,833.72	0.00	0.00	0.00	1,833.72
	1105		Laptop Insurance	-9.00	0.00	0.00	0.00	-9.00
	1106		Laptop Loss/Damage	9.00	0.00	0.00	0.00	9.00
	A Totals:			17,616.78	1.14	29.92	0.00	17,588.00
D	CLUBS AND ORGANIZATIONS							
	4040		Art	0.00	0.00	0.00	0.00	0.00
	4130		Chess Club	-26.19	0.00	0.00	0.00	-26.19
	4540		Other Clubs	0.00	0.00	0.00	0.00	0.00
	4710		Student Council	1,384.01	0.00	157.60	0.00	1,226.41
	D Totals:			1,357.82	0.00	157.60	0.00	1,200.22
E	ADMINISTRATIVE CUSTODIAL							
	5040		Fundraising-General	0.00	0.00	0.00	0.00	0.00
	5070		Library	7,737.43	0.00	0.00	0.00	7,737.43
	5110		Other Student Activities	0.00	0.00	0.00	0.00	0.00
	5121		KG Field Trips-Curriculum Related	0.00	0.00	0.00	0.00	0.00
	5122		1st Grade Field Trips-Curriculum Related	0.00	0.00	0.00	0.00	0.00
	5123		2nd Grade Field Trips-Curriculum Related	0.00	0.00	0.00	0.00	0.00
	5124		3rd Grade Field Trips-Curriculum Related	0.00	0.00	0.00	0.00	0.00
	5125		4th Grade Field Trips-Curriculum Related	0.00	0.00	0.00	0.00	0.00
	5126		5th Grade Field Trips-Curriculum Related	-31.00	0.00	0.00	0.00	-31.00
	E Totals:			7,706.43	0.00	0.00	0.00	7,706.43
Q	STUDENT FEE FUND							
	7900		Field Trips-Other	0.00	0.00	0.00	0.00	0.00
	Q Totals:			0.00	0.00	0.00	0.00	0.00
S	ATHLETIC							
	9020		Cash Reserve	0.00	0.00	0.00	0.00	0.00
	9130		Booster Contributions-Boys	0.00	0.00	0.00	0.00	0.00
	S Totals:			0.00	0.00	0.00	0.00	0.00
Upchurc Totals:				26,681.03	1.14	187.52	0.00	26,494.65

Current Cash Balance

Sorted by Site ID, Group ID, Activity ID.
From 07/01/2020 to 07/31/2020.

Site ID Group ID	Site Name Group Name	Activity ID	Activity Name	Beginning Cash	Receipts	Disbursements	Adjustments	Cash Balance
Wheeler Wheeler Elementary								
A	ACTIVITY GENERAL							
	1010		General Admin	11,386.71	0.98	0.00	0.00	11,387.69
	1030		Staff Vending	201.94	0.00	0.00	0.00	201.94
	1040		Donations	681.30	0.00	0.00	0.00	681.30
	1051		Building Projects-PTA	327.25	0.00	0.00	0.00	327.25
	1105		Laptop Insurance	2,217.00	0.00	0.00	0.00	2,217.00
	1106		Laptop Loss/Damage	28.00	0.00	0.00	0.00	28.00
		A	Totals:	14,842.20	0.98	0.00	0.00	14,843.18
D	CLUBS AND ORGANIZATIONS							
	4040		Art	0.00	0.00	0.00	0.00	0.00
	4070		Birthday Book Club	1,575.61	0.00	0.00	0.00	1,575.61
	4500		Music	580.62	0.00	0.00	0.00	580.62
	4710		Student Council	-242.11	0.00	0.00	0.00	-242.11
		D	Totals:	1,914.12	0.00	0.00	0.00	1,914.12
E	ADMINISTRATIVE CUSTODIAL							
	5040		Fundraising-General	0.00	0.00	0.00	0.00	0.00
	5050		HAL	373.10	0.00	0.00	0.00	373.10
	5060		Hospitality	30.00	0.00	0.00	0.00	30.00
	5080		Media	3,569.56	0.00	0.00	0.00	3,569.56
	5100		Other Adm Custodial	782.82	0.00	0.00	0.00	782.82
	5110		Other Student Activities	0.00	0.00	0.00	0.00	0.00
	5121		KG Field Trips-Curriculum Related	-157.85	0.00	0.00	0.00	-157.85
	5122		1st Grade Field Trips-Curriculum Related	0.00	0.00	0.00	0.00	0.00
	5123		2nd Grade Field Trips-Curriculum Related	1,218.82	0.00	0.00	0.00	1,218.82
	5124		3rd Grade Field Trips-Curriculum Related	-125.00	0.00	0.00	0.00	-125.00
	5125		4th Grade Field Trips-Curriculum Related	0.00	0.00	0.00	0.00	0.00
	5126		5th Grade Field Trips-Curriculum Related	-22.91	0.00	0.00	0.00	-22.91
	5181		Grants	440.86	0.00	0.00	0.00	440.86
		E	Totals:	6,109.40	0.00	0.00	0.00	6,109.40
Q	STUDENT FEE FUND							
	7195		HAL Field Trips	9.54	0.00	0.00	0.00	9.54
	7600		Garden Club	0.00	0.00	0.00	0.00	0.00
	7900		Field Trips-Other	0.00	0.00	0.00	0.00	0.00
		Q	Totals:	9.54	0.00	0.00	0.00	9.54
		Wheeler	Totals:	22,875.26	0.98	0.00	0.00	22,876.24

Current Cash Balance

Sorted by Site ID, Group ID, Activity ID.
From 07/01/2020 to 07/31/2020.

Site ID	Site Name						
Group ID	Group Name						
Activity ID	Activity Name	Beginning Cash	Receipts	Disbursements	Adjustments	Cash Balance	
Willowd	Willowdale Elementary						
A	ACTIVITY GENERAL						
1010	General Admin	10,348.16	-7.98	0.00	0.00	10,340.18	
1030	Staff Vending	51.37	0.00	0.00	0.00	51.37	
1040	Donations	660.00	0.00	0.00	0.00	660.00	
1043	Playground	0.00	0.00	0.00	0.00	0.00	
1105	Laptop Insurance	577.00	0.00	0.00	0.00	577.00	
1106	Laptop Loss/Damage	59.00	0.00	0.00	0.00	59.00	
	A Totals:	11,695.53	-7.98	0.00	0.00	11,687.55	
D	CLUBS AND ORGANIZATIONS						
4040	Art	0.00	0.00	0.00	0.00	0.00	
4140	Choir	90.78	0.00	0.00	0.00	90.78	
4230	Environmental Club	0.00	0.00	0.00	0.00	0.00	
4500	Music	-113.12	0.00	0.00	0.00	-113.12	
4710	Student Council	2,244.88	0.00	0.00	0.00	2,244.88	
	D Totals:	2,222.54	0.00	0.00	0.00	2,222.54	
E	ADMINISTRATIVE CUSTODIAL						
5040	Fundraising-General	0.00	0.00	0.00	0.00	0.00	
5050	HAL	0.00	0.00	0.00	0.00	0.00	
5080	Media	4,639.51	0.00	0.00	0.00	4,639.51	
5100	Other Adm Custodial	240.33	0.00	0.00	0.00	240.33	
5110	Other Student Activities	0.00	0.00	0.00	0.00	0.00	
5120	P.E.	1,370.26	0.00	0.00	0.00	1,370.26	
5121	KG Field Trips-Curriculum Related	-7.55	0.00	0.00	0.00	-7.55	
5122	1st Grade Field Trips-Curriculum Related	-76.43	0.00	0.00	0.00	-76.43	
5123	2nd Grade Field Trips-Curriculum Related	-81.62	0.00	0.00	0.00	-81.62	
5124	3rd Grade Field Trips-Curriculum Related	-3.24	0.00	0.00	0.00	-3.24	
5125	4th Grade Field Trips-Curriculum Related	280.82	0.00	0.00	0.00	280.82	
5126	5th Grade Field Trips-Curriculum Related	0.00	0.00	0.00	0.00	0.00	
5180	Teacher Fund/Grants	379.37	0.00	0.00	0.00	379.37	
5200	Outdoor Learning Environment	31.89	0.00	0.00	0.00	31.89	
	E Totals:	6,773.34	0.00	0.00	0.00	6,773.34	
Q	STUDENT FEE FUND						
7900	Field Trips-Other	2,660.52	0.00	0.00	0.00	2,660.52	
	Q Totals:	2,660.52	0.00	0.00	0.00	2,660.52	
S	ATHLETIC						
9055	Athletics - Projects	0.00	0.00	0.00	0.00	0.00	
	S Totals:	0.00	0.00	0.00	0.00	0.00	
	Willowda Totals:	23,351.93	-7.98	0.00	0.00	23,343.95	

Report Totals:	<u>3,356,684.34</u>	<u>164,950.96</u>	<u>171,919.72</u>	<u>0.91</u>	<u>3,349,716.49</u>
----------------	---------------------	-------------------	-------------------	-------------	---------------------

Current Cash Balance

Sorted by Site ID, Group ID, Activity ID.
From 07/01/2020 to 07/31/2020.

Site ID Group ID	Site Name Group Name	Activity ID	Activity Name	Beginning Cash	Receipts	Disbursements	Adjustments	Cash Balance
AMS	Andersen Middle School							
A	ACTIVITY GENERAL							
		1010	General Admin	6,833.49	4.38	99.95	0.00	6,737.92
		1016	Rev Trak Fees	78.78	-35.86	0.00	0.00	42.92
		1018	School Pay Fees	0.00	0.00	0.00	0.00	0.00
		1025	Savings	0.00	0.00	0.00	0.00	0.00
		1030	Staff Vending	445.65	0.00	0.00	0.00	445.65
		1035	Student Vending	2,446.14	0.00	0.00	0.00	2,446.14
		1105	Laptop Insurance	0.00	0.00	0.00	0.00	0.00
		1106	Laptop Loss/Damage	0.00	57.00	0.00	0.00	57.00
		1170	Wellness	863.65	0.00	0.00	0.00	863.65
			A Totals:	10,667.71	25.52	99.95	0.00	10,593.28
B	Athletics-Girls							
		2013	Misc. Expenditures - Girls	7,810.24	0.00	0.00	0.00	7,810.24
			B Totals:	7,810.24	0.00	0.00	0.00	7,810.24
C	Athletics-Boys							
		3003	Entry Fees - Boys	0.00	0.00	0.00	0.00	0.00
		3013	Misc. Expenditures - Boys	5,667.21	0.00	2,673.00	0.00	2,994.21
			C Totals:	5,667.21	0.00	2,673.00	0.00	2,994.21
D	CLUBS AND ORGANIZATIONS							
		4040	Art	609.67	0.00	0.00	0.00	609.67
		4060	Band	6,931.69	0.00	0.00	0.00	6,931.69
		4080	Book Club	213.17	0.00	0.00	0.00	213.17
		4100	Builders Club	178.32	0.00	0.00	0.00	178.32
		4170	Cross Country Club	2,433.61	0.00	0.00	0.00	2,433.61
		4220	Drama Club	49.75	0.00	0.00	0.00	49.75
		4260	FCS Club	1,878.95	0.00	0.00	0.00	1,878.95
		4370	Industrial Arts	17,904.59	0.00	0.00	0.00	17,904.59
		4440	Leadership Club	669.77	0.00	0.00	0.00	669.77
		4500	Music	5,677.29	-1,050.00	1,225.00	0.00	3,402.29
		4540	Other Clubs	0.00	0.00	0.00	0.00	0.00
		4560	Photography Club	79.58	0.00	0.00	0.00	79.58
		4600	Robotics & Engineering Club	1,277.98	0.00	0.00	0.00	1,277.98
		4647	Show Choir Camp	0.00	0.00	0.00	0.00	0.00
		4710	Student Council	5,320.88	0.00	0.00	0.00	5,320.88
		4726	Unified Sports	0.00	0.00	0.00	0.00	0.00
		4727	Unplugged Club	1,127.69	0.00	0.00	0.00	1,127.69
		4729	Unified Classroom	-66.00	0.00	0.00	0.00	-66.00
		4761	Wolverine Wilds	101.49	0.00	0.00	0.00	101.49
		4770	Yearbook	6,008.34	0.00	0.00	0.00	6,008.34
		4780	Youth to Youth	241.13	0.00	0.00	0.00	241.13
			D Totals:	50,637.90	-1,050.00	1,225.00	0.00	48,362.90

Current Cash Balance

Sorted by Site ID, Group ID, Activity ID.

From 07/01/2020 to 07/31/2020.

Site ID Group ID	Site Name Group Name	Activity ID	Activity Name	Beginning Cash	Receipts	Disbursements	Adjustments	Cash Balance
E	ADMINISTRATIVE CUSTODIAL							
	5020		Fines	6,111.73	0.00	0.00	0.00	6,111.73
	5030		Counseling Center	-290.58	0.00	0.00	0.00	-290.58
	5040		Fundraising-General	3,419.57	0.00	0.00	0.00	3,419.57
	5050		HAL	992.01	0.00	0.00	0.00	992.01
	5060		Hospitality	1,112.56	0.00	0.00	0.00	1,112.56
	5070		Library	1,423.75	0.00	0.00	0.00	1,423.75
	5100		Other Adm Custodial	0.00	0.00	0.00	0.00	0.00
	5110		Other Student Activities	897.03	0.00	0.00	0.00	897.03
	5115		Field Trips-Curriculum Related	0.00	0.00	0.00	0.00	0.00
	5120		P.E.	759.73	0.00	0.00	0.00	759.73
	5127		6th Grade Field Trips-Curriculum Related	0.00	0.00	0.00	0.00	0.00
	5128		7th Grade Field Trips-Curriculum Related	0.00	0.00	0.00	0.00	0.00
	5129		8th Grade Field Trips-Curriculum Related	0.00	0.00	0.00	0.00	0.00
	5165		Logo Sales	3,004.21	0.00	0.00	0.00	3,004.21
	5215		Special Events	0.00	0.00	0.00	0.00	0.00
		E	Totals:	17,430.01	0.00	0.00	0.00	17,430.01
Q	STUDENT FEE FUND							
	7150		Jumpstart	699.61	0.00	773.02	0.00	-73.41
	7160		Participation Fees - Athletics	0.00	0.00	0.00	0.00	0.00
	7170		Participation Fees - Clubs & Orgs	0.00	0.00	0.00	0.00	0.00
	7190		Field Trips	0.00	0.00	0.00	0.00	0.00
	7195		HAL Field Trips	0.00	0.00	0.00	0.00	0.00
	7900		Field Trips-Other	0.00	0.00	0.00	0.00	0.00
	7901		Student Transportation	414.50	0.00	374.00	0.00	40.50
		Q	Totals:	1,114.11	0.00	1,147.02	0.00	-32.91
S	ATHLETIC							
	9050		Athletic-General	8,403.90	0.00	0.00	0.00	8,403.90
	9070		Miscellaneous Receipts	0.00	0.00	0.00	0.00	0.00
		S	Totals:	8,403.90	0.00	0.00	0.00	8,403.90
		AMS	Totals:	101,731.08	-1,024.48	5,144.97	0.00	95,561.63

Current Cash Balance

Sorted by Site ID, Group ID, Activity ID.
From 07/01/2020 to 07/31/2020.

Site ID Group ID	Site Name Group Name	Activity ID	Activity Name	Beginning Cash	Receipts	Disbursements	Adjustments	Cash Balance
BMS	Beadle Middle School							
A	ACTIVITY GENERAL							
	1010	General Admin		25,154.03	2.56	0.00	0.00	25,156.59
	1016	Rev Trak Fees		108.68	-63.90	7.22	0.00	37.56
	1017	Returned Checks		0.00	0.00	0.00	0.00	0.00
	1018	School Pay Fees		0.00	0.00	0.00	0.00	0.00
	1025	Savings		0.00	0.00	0.00	0.00	0.00
	1030	Staff Vending		357.22	0.00	0.00	0.00	357.22
	1035	Student Vending		149.42	0.00	0.00	0.00	149.42
	1040	Donations		6,559.12	0.00	0.00	0.00	6,559.12
	1049	Food Pantry		291.59	0.00	0.00	0.00	291.59
	1052	Service Learning		132.55	0.00	0.00	0.00	132.55
	1070	Start Up Cash		0.00	0.00	0.00	0.00	0.00
	1080	Next Year Monies		362.69	0.00	0.00	0.00	362.69
	1105	Laptop Insurance		50.00	0.00	0.00	0.00	50.00
	1106	Laptop Loss/Damage		162.00	0.00	0.00	0.00	162.00
	1170	Wellness		0.00	0.00	0.00	0.00	0.00
		A Totals:		33,327.30	-61.34	7.22	0.00	33,258.74
B	Athletics-Girls							
	2013	Misc. Expenditures - Girls		-3,992.38	0.00	0.00	0.00	-3,992.38
		B Totals:		-3,992.38	0.00	0.00	0.00	-3,992.38
C	Athletics-Boys							
	3004	Equipment - Boys		0.00	0.00	0.00	0.00	0.00
	3013	Misc. Expenditures - Boys		-3,304.95	0.00	0.00	0.00	-3,304.95
		C Totals:		-3,304.95	0.00	0.00	0.00	-3,304.95

Current Cash Balance

Sorted by Site ID, Group ID, Activity ID.
From 07/01/2020 to 07/31/2020.

Site ID Group ID	Site Name Group Name	Activity ID	Activity Name	Beginning Cash	Receipts	Disbursements	Adjustments	Cash Balance
D	CLUBS AND ORGANIZATIONS							
	4040		Art	10.81	0.00	0.00	0.00	10.81
	4060		Band	0.00	0.00	0.00	0.00	0.00
	4170		Cross Country Club	326.58	0.00	0.00	0.00	326.58
	4181		Coffee Cart	1,677.48	0.00	0.00	0.00	1,677.48
	4190		Dance	3.71	0.00	0.00	0.00	3.71
	4200		Debate Team	0.00	0.00	0.00	0.00	0.00
	4214		Unified Activities	521.51	0.00	0.00	0.00	521.51
	4220		Drama Club	0.00	0.00	0.00	0.00	0.00
	4230		Environmental Club	290.12	0.00	0.00	0.00	290.12
	4260		FCS Club	470.72	0.00	0.00	0.00	470.72
	4320		Educators Rising	-60.58	0.00	0.00	0.00	-60.58
	4345		Craft Club	261.88	0.00	0.00	0.00	261.88
	4370		Industrial Arts	3,244.46	0.00	0.00	0.00	3,244.46
	4500		Music	-340.82	0.00	0.00	0.00	-340.82
	4540		Other Clubs	0.00	0.00	0.00	0.00	0.00
	4570		Play Production	4,821.81	0.00	0.00	0.00	4,821.81
	4630		Science Club	0.00	0.00	0.00	0.00	0.00
	4631		Science Olympiad	-133.40	0.00	0.00	0.00	-133.40
	4645		Show Choir	1,069.54	0.00	0.00	0.00	1,069.54
	4647		Show Choir Camp	2,345.22	-1,800.00	200.00	0.00	345.22
	4690		Spirit Shop	378.75	0.00	0.00	0.00	378.75
	4710		Student Council	680.71	0.00	0.00	0.00	680.71
	4770		Yearbook	6,611.55	30.00	0.00	0.00	6,641.55
	4780		Youth to Youth	137.82	0.00	0.00	0.00	137.82
			Totals:	22,317.87	-1,770.00	200.00	0.00	20,347.87

Current Cash Balance

Sorted by Site ID, Group ID, Activity ID.

From 07/01/2020 to 07/31/2020.

Site ID Group ID	Site Name Group Name	Activity ID	Activity Name	Beginning Cash	Receipts	Disbursements	Adjustments	Cash Balance
E	ADMINISTRATIVE CUSTODIAL							
	5020		Fines	1,012.05	0.00	0.00	0.00	1,012.05
	5025		Fines - Library Book	2,691.62	0.00	0.00	0.00	2,691.62
	5027		Fines-Textbooks	0.00	0.00	0.00	0.00	0.00
	5030		Counseling Center	28.78	0.00	0.00	0.00	28.78
	5040		Fundraising-General	0.00	0.00	0.00	0.00	0.00
	5050		HAL	984.68	0.00	0.00	0.00	984.68
	5060		Hospitality	1,352.52	0.00	0.00	0.00	1,352.52
	5070		Library	912.58	0.00	0.00	0.00	912.58
	5115		Field Trips-Curriculum Related	0.00	0.00	0.00	0.00	0.00
	5120		P.E.	2,943.86	0.00	0.00	0.00	2,943.86
	5127		6th Grade Field Trips-Curriculum Related	20.70	0.00	0.00	0.00	20.70
	5128		7th Grade Field Trips-Curriculum Related	107.16	0.00	0.00	0.00	107.16
	5129		8th Grade Field Trips-Curriculum Related	110.15	0.00	0.00	0.00	110.15
	5166		SpEd	1,371.66	0.00	0.00	0.00	1,371.66
	5180		Teacher Fund/Grants	103.20	0.00	0.00	0.00	103.20
	5215		Special Events	315.25	0.00	0.00	0.00	315.25
	5220		Site Improvements	475.83	0.00	0.00	0.00	475.83
		E	Totals:	12,430.04	0.00	0.00	0.00	12,430.04
Q	STUDENT FEE FUND							
	7060		6th Grade Field Trips	40.00	0.00	0.00	0.00	40.00
	7100		After School Program	0.00	0.00	0.00	0.00	0.00
	7150		Jumpstart	0.00	0.00	0.00	0.00	0.00
	7160		Participation Fees - Athletics	0.00	0.00	0.00	0.00	0.00
	7170		Participation Fees - Clubs & Orgs	0.00	0.00	0.00	0.00	0.00
	7190		Field Trips	0.00	0.00	0.00	0.00	0.00
	7195		HAL Field Trips	0.00	0.00	0.00	0.00	0.00
	7901		Student Transportation	-184.50	0.00	0.00	0.00	-184.50
		Q	Totals:	-144.50	0.00	0.00	0.00	-144.50
S	ATHLETIC							
	9070		Miscellaneous Receipts	0.00	0.00	0.00	0.00	0.00
		S	Totals:	0.00	0.00	0.00	0.00	0.00
		BMS	Totals:	60,633.38	-1,831.34	207.22	0.00	58,594.82

Current Cash Balance

Sorted by Site ID, Group ID, Activity ID.
From 07/01/2020 to 07/31/2020.

Site ID	Site Name		Beginning Cash	Receipts	Disbursements	Adjustments	Cash Balance
Group ID	Group Name	Activity ID Activity Name					
CMS	Central Middle School						
A	ACTIVITY GENERAL						
	1010	General Admin	7,016.71	1.61	0.00	0.00	7,018.32
	1016	Rev Trak Fees	9.26	0.00	0.00	0.00	9.26
	1018	School Pay Fees	0.00	0.00	0.00	0.00	0.00
	1025	Savings	0.00	0.00	0.00	0.00	0.00
	1030	Staff Vending	485.01	0.00	0.00	0.00	485.01
	1035	Student Vending	279.91	0.00	0.00	0.00	279.91
	1040	Donations	0.00	0.00	0.00	0.00	0.00
	1049	Food Pantry	0.00	0.00	0.00	0.00	0.00
	1050	Projects/Support	0.00	0.00	0.00	0.00	0.00
	1080	Next Year Monies	0.00	0.00	0.00	0.00	0.00
	1105	Laptop Insurance	142.00	0.00	0.00	0.00	142.00
	1106	Laptop Loss/Damage	738.00	0.00	0.00	0.00	738.00
	1107	Laptop Insurance-YAP	0.00	0.00	0.00	0.00	0.00
	1108	Laptop Loss-Damage YAP	8.29	0.00	0.00	0.00	8.29
		A Totals:	8,679.18	1.61	0.00	0.00	8,680.79
B	Athletics-Girls						
	2013	Misc. Expenditures - Girls	-307.38	0.00	0.00	0.00	-307.38
		B Totals:	-307.38	0.00	0.00	0.00	-307.38
C	Athletics-Boys						
	3003	Entry Fees - Boys	0.00	0.00	0.00	0.00	0.00
	3013	Misc. Expenditures - Boys	290.01	0.00	0.00	0.00	290.01
		C Totals:	290.01	0.00	0.00	0.00	290.01

Current Cash Balance

Sorted by Site ID, Group ID, Activity ID.
From 07/01/2020 to 07/31/2020.

Site ID Group ID	Site Name Group Name	Activity ID	Activity Name	Beginning Cash	Receipts	Disbursements	Adjustments	Cash Balance
D	CLUBS AND ORGANIZATIONS							
	4010		40 Assets	-96.95	0.00	0.00	0.00	-96.95
	4040		Art	238.57	0.00	0.00	0.00	238.57
	4059		Band Camp	0.00	0.00	0.00	0.00	0.00
	4060		Band	0.00	0.00	0.00	0.00	0.00
	4062		Band Trip	0.00	0.00	0.00	0.00	0.00
	4090		Bowling Club	150.94	0.00	0.00	0.00	150.94
	4140		Choir	1,001.40	0.00	0.00	0.00	1,001.40
	4170		Cross Country Club	624.15	0.00	0.00	0.00	624.15
	4220		Drama Club	2,700.56	0.00	0.00	0.00	2,700.56
	4260		FCS Club	188.65	0.00	0.00	0.00	188.65
	4370		Industrial Arts	1,305.72	0.00	0.00	0.00	1,305.72
	4500		Music	601.98	0.00	0.00	0.00	601.98
	4530		Orchestra	0.00	0.00	0.00	0.00	0.00
	4540		Other Clubs	269.56	0.00	0.00	0.00	269.56
	4670		SPARKS	26.70	0.00	0.00	0.00	26.70
	4710		Student Council	2,082.03	0.00	0.00	0.00	2,082.03
	4760		World Language	0.00	0.00	0.00	0.00	0.00
	4770		Yearbook	-2,146.06	0.00	0.00	0.00	-2,146.06
		D	Totals:	6,947.25	0.00	0.00	0.00	6,947.25

Current Cash Balance

Sorted by Site ID, Group ID, Activity ID.
From 07/01/2020 to 07/31/2020.

Site ID Group ID	Site Name Group Name	Activity ID	Activity Name	Beginning Cash	Receipts	Disbursements	Adjustments	Cash Balance
E	ADMINISTRATIVE CUSTODIAL							
	5015		Circle of Friends	689.74	0.00	0.00	0.00	689.74
	5020		Fines	312.56	0.00	0.00	0.00	312.56
	5027		Fines-Textbooks	140.68	0.00	0.00	0.00	140.68
	5040		Fundraising-General	6,088.05	0.00	0.00	0.00	6,088.05
	5050		HAL	0.00	0.00	0.00	0.00	0.00
	5060		Hospitality	0.00	0.00	0.00	0.00	0.00
	5070		Library	1,555.80	0.00	0.00	0.00	1,555.80
	5075		Mentoring	85.88	0.00	0.00	0.00	85.88
	5085		MSAP	0.00	0.00	0.00	0.00	0.00
	5090		Montessori	11.07	0.00	0.00	0.00	11.07
	5093		Montessori 7/8 Sales	0.00	0.00	0.00	0.00	0.00
	5095		Montessori Fundraising	0.00	0.00	0.00	0.00	0.00
	5100		Other Adm Custodial	0.00	0.00	0.00	0.00	0.00
	5110		Other Student Activities	1,245.10	0.00	0.00	0.00	1,245.10
	5115		Field Trips-Curriculum Related	-83.14	0.00	0.00	0.00	-83.14
	5119		Montessori 6-8	41.57	0.00	0.00	0.00	41.57
	5120		P.E.	0.00	0.00	0.00	0.00	0.00
	5127		6th Grade Field Trips-Curriculum Related	0.00	0.00	0.00	0.00	0.00
	5128		7th Grade Field Trips-Curriculum Related	1,104.31	0.00	0.00	0.00	1,104.31
	5129		8th Grade Field Trips-Curriculum Related	377.89	0.00	0.00	0.00	377.89
	5140		PayBac	16.48	0.00	0.00	0.00	16.48
	5170		Student Notebooks	725.82	0.00	800.00	0.00	-74.18
	5180		Teacher Fund/Grants	2,454.67	0.00	0.00	0.00	2,454.67
	5185		Technology	0.00	0.00	0.00	0.00	0.00
	5210		Zone	414.51	0.00	0.00	0.00	414.51
		E	Totals:	15,180.99	0.00	800.00	0.00	14,380.99
Q	STUDENT FEE FUND							
	7060		6th Grade Field Trips	0.00	0.00	0.00	0.00	0.00
	7070		7th Grade Field Trips	0.00	0.00	0.00	0.00	0.00
	7080		8th Grade Field Trips	0.00	0.00	0.00	0.00	0.00
	7135		Montessori 6-8	0.00	0.00	0.00	0.00	0.00
	7150		Jumpstart	1,049.01	0.00	0.00	0.00	1,049.01
	7160		Participation Fees - Athletics	330.00	0.00	0.00	0.00	330.00
	7170		Participation Fees - Clubs & Orgs	0.00	0.00	0.00	0.00	0.00
	7195		HAL Field Trips	0.00	0.00	0.00	0.00	0.00
	7200		Outdoor Ed	0.00	0.00	0.00	0.00	0.00
	7900		Field Trips-Other	9.00	0.00	0.00	0.00	9.00
	7901		Student Transportation	0.00	0.00	0.00	0.00	0.00
		Q	Totals:	1,388.01	0.00	0.00	0.00	1,388.01

Current Cash Balance

Sorted by Site ID, Group ID, Activity ID.

From 07/01/2020 to 07/31/2020.

Site ID Group ID	Site Name Group Name	Activity ID	Activity Name	Beginning Cash	Receipts	Disbursements	Adjustments	Cash Balance
S	ATHLETIC							
		9030	Concessions	0.00	0.00	0.00	0.00	0.00
		9050	Athletic-General	2,283.11	0.00	0.00	0.00	2,283.11
		9070	Miscellaneous Receipts	2,101.46	0.00	0.00	0.00	2,101.46
		9080	Fundraising-Athletic	667.58	0.00	0.00	0.00	667.58
			S Totals:	5,052.15	0.00	0.00	0.00	5,052.15
			CMS Totals:	37,230.21	1.61	800.00	0.00	36,431.82

Current Cash Balance

Sorted by Site ID, Group ID, Activity ID.
From 07/01/2020 to 07/31/2020.

Site ID	Site Name						
Group ID	Group Name						
Activity ID	Activity Name	Beginning Cash	Receipts	Disbursements	Adjustments	Cash Balance	
KMS	Kiewit Middle School						
A	ACTIVITY GENERAL						
1010	General Admin	3,388.26	0.00	0.00	0.00	3,388.26	
1016	Rev Trak Fees	-16.15	1.99	0.00	16.15	1.99	
1018	School Pay Fees	0.00	0.00	0.00	0.00	0.00	
1025	Savings	41,057.86	0.00	0.00	0.00	41,057.86	
1030	Staff Vending	598.71	0.00	0.00	0.00	598.71	
1035	Student Vending	19,267.98	0.00	0.00	-117.36	19,150.62	
1049	Food Pantry	190.00	0.00	0.00	0.00	190.00	
1050	Projects/Support	18,080.97	0.00	0.00	0.00	18,080.97	
1105	Laptop Insurance	0.00	0.00	0.00	0.00	0.00	
1106	Laptop Loss/Damage	580.20	0.00	0.00	0.00	580.20	
	A Totals:	83,147.83	1.99	0.00	-101.21	83,048.61	
B	Athletics-Girls						
2013	Misc. Expenditures - Girls	356.76	0.00	0.00	0.00	356.76	
	B Totals:	356.76	0.00	0.00	0.00	356.76	
C	Athletics-Boys						
3003	Entry Fees - Boys	0.00	0.00	0.00	0.00	0.00	
3013	Misc. Expenditures - Boys	-418.24	0.00	0.00	418.24	0.00	
3052	Camps - Boys Basketball	0.00	0.00	0.00	0.00	0.00	
	C Totals:	-418.24	0.00	0.00	418.24	0.00	
D	CLUBS AND ORGANIZATIONS						
4040	Art	50.24	0.00	0.00	0.00	50.24	
4060	Band	118.00	0.00	0.00	0.00	118.00	
4130	Chess Club	0.00	0.00	0.00	0.00	0.00	
4220	Drama Club	2,990.10	0.00	0.00	0.00	2,990.10	
4260	FCS Club	1,042.06	0.00	0.00	0.00	1,042.06	
4370	Industrial Arts	12,747.21	0.00	0.00	0.00	12,747.21	
4380	International Club	0.00	0.00	0.00	0.00	0.00	
4500	Music	379.06	0.00	0.00	0.00	379.06	
4540	Other Clubs	1.80	0.00	0.00	0.00	1.80	
4630	Science Club	373.29	0.00	0.00	0.00	373.29	
4680	Speech Club	340.00	0.00	0.00	0.00	340.00	
4710	Student Council	3,016.34	0.00	0.00	0.00	3,016.34	
4750	Volunteer Club	2,246.53	0.00	0.00	0.00	2,246.53	
4770	Yearbook	20,618.72	0.00	0.00	0.00	20,618.72	
4780	Youth to Youth	0.00	0.00	0.00	0.00	0.00	
	D Totals:	43,923.35	0.00	0.00	0.00	43,923.35	

Current Cash Balance

Sorted by Site ID, Group ID, Activity ID.

From 07/01/2020 to 07/31/2020.

Site ID Group ID	Site Name Group Name	Activity ID	Activity Name	Beginning Cash	Receipts	Disbursements	Adjustments	Cash Balance
E	ADMINISTRATIVE CUSTODIAL							
	5027		Fines-Textbooks	536.51	0.00	0.00	0.00	536.51
	5040		Fundraising-General	63.11	25.00	0.00	0.00	88.11
	5050		HAL	395.91	0.00	0.00	0.00	395.91
	5060		Hospitality	1,720.98	0.00	39.60	0.00	1,681.38
	5070		Library	8,937.39	0.00	0.00	0.00	8,937.39
	5100		Other Adm Custodial	4,292.42	0.00	0.00	0.00	4,292.42
	5115		Field Trips-Curriculum Related	5,687.66	0.00	0.00	0.00	5,687.66
	5120		P.E.	928.80	0.00	0.00	0.00	928.80
	5127		6th Grade Field Trips-Curriculum Related	0.00	0.00	0.00	0.00	0.00
	5128		7th Grade Field Trips-Curriculum Related	0.00	0.00	0.00	0.00	0.00
	5129		8th Grade Field Trips-Curriculum Related	0.00	0.00	0.00	0.00	0.00
	5140		PayBac	3,374.79	0.00	0.00	0.00	3,374.79
	5165		Logo Sales	29,259.24	0.00	0.00	0.00	29,259.24
	5175		Student Scholarships	1,536.06	0.00	0.00	0.00	1,536.06
	5180		Teacher Fund/Grants	363.01	0.00	0.00	0.00	363.01
	5185		Technology	0.00	0.00	0.00	0.00	0.00
	5191		6th Grade	-101.21	0.00	0.00	101.21	0.00
	5192		7th Grade	184.09	0.00	0.00	0.00	184.09
	5193		8th Grade	168.85	0.00	0.00	0.00	168.85
		E	Totals:	57,347.61	25.00	39.60	101.21	57,434.22
Q	STUDENT FEE FUND							
	7060		6th Grade Field Trips	0.00	0.00	0.00	0.00	0.00
	7070		7th Grade Field Trips	0.00	0.00	0.00	0.00	0.00
	7080		8th Grade Field Trips	0.00	0.00	0.00	0.00	0.00
	7100		After School Program	45,196.11	0.00	0.00	0.00	45,196.11
	7140		Mini-Classes	0.00	0.00	0.00	0.00	0.00
	7150		Jumpstart	282.10	0.00	0.00	0.00	282.10
	7160		Participation Fees - Athletics	100.00	0.00	0.00	-100.00	0.00
	7170		Participation Fees - Clubs & Orgs	0.00	0.00	0.00	0.00	0.00
	7195		HAL Field Trips	0.00	0.00	0.00	0.00	0.00
	7901		Student Transportation	127.52	30.00	0.00	0.00	157.52
		Q	Totals:	45,705.73	30.00	0.00	-100.00	45,635.73
S	ATHLETIC							
	9050		Athletic-General	2,771.61	0.00	0.00	-318.24	2,453.37
	9070		Miscellaneous Receipts	0.00	0.00	0.00	0.00	0.00
		S	Totals:	2,771.61	0.00	0.00	-318.24	2,453.37
		KMS	Totals:	232,834.65	56.99	39.60	0.00	232,852.04

Current Cash Balance

Sorted by Site ID, Group ID, Activity ID.
From 07/01/2020 to 07/31/2020.

Site ID Group ID	Site Name Group Name	Activity ID	Activity Name	Beginning Cash	Receipts	Disbursements	Adjustments	Cash Balance
NMS	North Middle School							
A	ACTIVITY GENERAL							
		1010	General Admin	21,106.59	9.85	36.57	0.00	21,079.87
		1016	Rev Trak Fees	27.45	0.00	0.00	0.00	27.45
		1018	School Pay Fees	0.00	0.00	0.00	0.00	0.00
		1030	Staff Vending	19.33	0.00	0.00	0.00	19.33
		1035	Student Vending	0.00	0.00	0.00	0.00	0.00
		1036	NMS Spiritwear	5,686.85	0.00	0.00	0.00	5,686.85
		1037	Mustang Express-O	1,101.01	15.00	0.00	0.00	1,116.01
		1040	Donations	38,995.56	0.00	0.00	0.00	38,995.56
		1052	Service Learning	-168.00	0.00	0.00	200.00	32.00
		1105	Laptop Insurance	40.00	0.00	0.00	0.00	40.00
		1106	Laptop Loss/Damage	270.00	0.00	0.00	0.00	270.00
		1170	Wellness	0.00	0.00	0.00	0.00	0.00
			A Totals:	67,078.79	24.85	36.57	200.00	67,267.07
B	Athletics-Girls							
		2003	Entry Fees - Girls	0.00	0.00	0.00	0.00	0.00
		2013	Misc. Expenditures - Girls	-7,636.41	0.00	0.00	0.00	-7,636.41
		2063	Misc. Expenditures - Girls Basketball	0.00	0.00	0.00	0.00	0.00
			B Totals:	-7,636.41	0.00	0.00	0.00	-7,636.41
C	Athletics-Boys							
		3003	Entry Fees - Boys	0.00	0.00	0.00	0.00	0.00
		3013	Misc. Expenditures - Boys	-8,614.33	0.00	0.00	0.00	-8,614.33
		3515	Misc. Expenditures - Boys Football	0.00	0.00	0.00	0.00	0.00
			C Totals:	-8,614.33	0.00	0.00	0.00	-8,614.33

Current Cash Balance

Sorted by Site ID, Group ID, Activity ID.

From 07/01/2020 to 07/31/2020.

Site ID Group ID	Site Name Group Name	Activity ID	Activity Name	Beginning Cash	Receipts	Disbursements	Adjustments	Cash Balance
D	CLUBS AND ORGANIZATIONS							
	4040		Art	726.13	0.00	0.00	0.00	726.13
	4045		Art Projects	362.69	0.00	0.00	0.00	362.69
	4059		Band Camp	0.00	0.00	0.00	0.00	0.00
	4060		Band	160.50	0.00	0.00	0.00	160.50
	4130		Chess Club	0.00	0.00	0.00	0.00	0.00
	4140		Choir	-141.90	0.00	0.00	0.00	-141.90
	4170		Cross Country Club	-1,271.67	0.00	0.00	0.00	-1,271.67
	4220		Drama Club	16,564.90	0.00	0.00	0.00	16,564.90
	4260		FCS Club	0.00	0.00	0.00	0.00	0.00
	4265		FCS Projects	0.00	0.00	0.00	0.00	0.00
	4290		Forensics	143.00	0.00	0.00	0.00	143.00
	4370		Industrial Arts	865.64	0.00	0.00	0.00	865.64
	4380		International Club	307.10	0.00	0.00	0.00	307.10
	4530		Orchestra	1,127.51	0.00	0.00	0.00	1,127.51
	4540		Other Clubs	0.00	0.00	0.00	0.00	0.00
	4600		Robotics & Engineering Club	321.49	0.00	0.00	0.00	321.49
	4645		Show Choir	4,309.35	20.00	1,026.99	-200.00	3,102.36
	4710		Student Council	13,975.62	0.00	0.00	0.00	13,975.62
	4726		Unified Sports	697.08	0.00	0.00	0.00	697.08
	4729		Unified Classroom	256.37	0.00	0.00	0.00	256.37
	4750		Volunteer Club	-12.27	0.00	0.00	0.00	-12.27
	4770		Yearbook	1,677.44	0.00	0.00	0.00	1,677.44
	4780		Youth to Youth	-215.43	0.00	0.00	0.00	-215.43
			D Totals:	39,853.55	20.00	1,026.99	-200.00	38,646.56
E	ADMINISTRATIVE CUSTODIAL							
	5020		Fines	361.22	0.00	0.00	0.00	361.22
	5027		Fines-Textbooks	82.90	0.00	0.00	0.00	82.90
	5040		Fundraising-General	34,510.41	0.00	0.00	0.00	34,510.41
	5050		HAL	280.96	0.00	0.00	0.00	280.96
	5060		Hospitality	752.09	0.00	0.00	0.00	752.09
	5070		Library	2,905.36	0.00	0.00	0.00	2,905.36
	5100		Other Adm Custodial	0.00	0.00	0.00	0.00	0.00
	5115		Field Trips-Curriculum Related	0.00	0.00	0.00	0.00	0.00
	5120		P.E.	0.00	0.00	0.00	0.00	0.00
	5127		6th Grade Field Trips-Curriculum Related	325.80	0.00	0.00	0.00	325.80
	5128		7th Grade Field Trips-Curriculum Related	0.00	0.00	0.00	0.00	0.00
	5129		8th Grade Field Trips-Curriculum Related	0.00	0.00	0.00	0.00	0.00
	5175		Student Scholarships	-1,610.00	0.00	0.00	0.00	-1,610.00
	5200		Outdoor Learning Environment	0.00	0.00	0.00	0.00	0.00
	5215		Special Events	2,596.59	0.00	0.00	0.00	2,596.59
	5220		Site Improvements	19,879.24	0.00	0.00	0.00	19,879.24
			E Totals:	60,084.57	0.00	0.00	0.00	60,084.57

Current Cash Balance

Sorted by Site ID, Group ID, Activity ID.
From 07/01/2020 to 07/31/2020.

Site ID Group ID	Site Name Group Name	Activity ID	Activity Name	Beginning Cash	Receipts	Disbursements	Adjustments	Cash Balance
Q	STUDENT FEE FUND							
	7060		6th Grade Field Trips	0.00	0.00	0.00	0.00	0.00
	7070		7th Grade Field Trips	0.00	0.00	0.00	0.00	0.00
	7080		8th Grade Field Trips	0.00	0.00	0.00	0.00	0.00
	7100		After School Program	68,684.16	200.00	0.00	0.00	68,884.16
	7150		Jumpstart	543.14	1,580.00	0.00	0.00	2,123.14
	7160		Participation Fees - Athletics	9,896.91	0.00	0.00	0.00	9,896.91
	7170		Participation Fees - Clubs & Orgs	136.50	0.00	0.00	0.00	136.50
	7195		HAL Field Trips	0.00	0.00	0.00	0.00	0.00
	7200		Outdoor Ed	0.00	0.00	0.00	0.00	0.00
	7900		Field Trips-Other	0.00	0.00	0.00	0.00	0.00
	7901		Student Transportation	0.00	0.00	0.00	0.00	0.00
		Q	Totals:	79,260.71	1,780.00	0.00	0.00	81,040.71
S	ATHLETIC							
	9030		Concessions	0.00	0.00	0.00	0.00	0.00
	9050		Athletic-General	1,148.88	0.00	12.00	0.00	1,136.88
	9070		Miscellaneous Receipts	0.00	0.00	0.00	0.00	0.00
	9110		Activities	0.00	0.00	0.00	0.00	0.00
		S	Totals:	1,148.88	0.00	12.00	0.00	1,136.88
		NMS	Totals:	231,175.76	1,824.85	1,075.56	0.00	231,925.05

Current Cash Balance

Sorted by Site ID, Group ID, Activity ID.
From 07/01/2020 to 07/31/2020.

Site ID Group ID	Site Name Group Name	Activity ID	Activity Name	Beginning Cash	Receipts	Disbursements	Adjustments	Cash Balance
RMS	Russell Middle School							
A	ACTIVITY GENERAL							
	1010	General Admin		8,439.78	3.34	1,250.00	0.00	7,193.12
	1016	Rev Trak Fees		-31.52	-5.40	0.00	0.00	-36.92
	1018	School Pay Fees		0.00	0.00	0.00	0.00	0.00
	1030	Staff Vending		13.65	0.00	0.00	0.00	13.65
	1035	Student Vending		94.92	0.00	0.00	0.00	94.92
	1039	Donations-Special Projects		270.00	0.00	0.00	0.00	270.00
	1040	Donations		7,909.95	0.00	17.50	0.00	7,892.45
	1041	Donations Students		411.64	0.00	0.00	0.00	411.64
	1048	Parent Involvement Activities		-156.53	0.00	0.00	0.00	-156.53
	1049	Food Pantry		215.00	0.00	0.00	0.00	215.00
	1070	Start Up Cash		0.00	0.00	0.00	0.00	0.00
	1105	Laptop Insurance		0.00	0.00	0.00	0.00	0.00
	1106	Laptop Loss/Damage		0.00	0.00	0.00	0.00	0.00
	1170	Wellness		0.00	0.00	0.00	0.00	0.00
		A Totals:		17,166.89	-2.06	1,267.50	0.00	15,897.33
B	Athletics-Girls							
	2013	Misc. Expenditures - Girls		-926.43	0.00	0.00	0.00	-926.43
		B Totals:		-926.43	0.00	0.00	0.00	-926.43
C	Athletics-Boys							
	3003	Entry Fees - Boys		0.00	0.00	0.00	0.00	0.00
	3013	Misc. Expenditures - Boys		1,138.92	0.00	0.00	0.00	1,138.92
		C Totals:		1,138.92	0.00	0.00	0.00	1,138.92

Current Cash Balance

Sorted by Site ID, Group ID, Activity ID.

From 07/01/2020 to 07/31/2020.

Site ID Group ID	Site Name Group Name	Activity ID	Activity Name	Beginning Cash	Receipts	Disbursements	Adjustments	Cash Balance
D	CLUBS AND ORGANIZATIONS							
	4040		Art	594.10	0.00	0.00	0.00	594.10
	4060		Band	31.00	0.00	0.00	0.00	31.00
	4170		Cross Country Club	1,465.47	0.00	0.00	0.00	1,465.47
	4180		Culinary	1,316.09	0.00	13.96	0.00	1,302.13
	4260		FCS Club	0.00	0.00	0.00	0.00	0.00
	4370		Industrial Arts	5,226.93	0.00	0.00	0.00	5,226.93
	4500		Music	515.95	0.00	0.00	0.00	515.95
	4503		Music-Musicals	5,356.36	0.00	0.00	0.00	5,356.36
	4530		Orchestra	264.16	0.00	0.00	0.00	264.16
	4532		Summer Camps	246.99	0.00	0.00	0.00	246.99
	4533		Orchestra Camp	0.00	0.00	0.00	0.00	0.00
	4540		Other Clubs	0.00	0.00	0.00	0.00	0.00
	4600		Robotics & Engineering Club	0.00	0.00	0.00	0.00	0.00
	4641		School Spirit Leaders Club	0.00	0.00	0.00	0.00	0.00
	4647		Show Choir Camp	0.00	0.00	0.00	0.00	0.00
	4710		Student Council	2,166.34	0.00	0.00	0.00	2,166.34
	4750		Volunteer Club	0.00	0.00	0.00	0.00	0.00
	4770		Yearbook	7,968.29	0.00	0.00	0.00	7,968.29
		D	Totals:	25,151.68	0.00	13.96	0.00	25,137.72
E	ADMINISTRATIVE CUSTODIAL							
	5008		Surplus Sales	978.01	0.00	0.00	0.00	978.01
	5013		Carnival	-1,436.03	0.00	0.00	0.00	-1,436.03
	5025		Fines - Library Book	0.00	0.00	0.00	0.00	0.00
	5027		Fines-Textbooks	2,465.61	0.00	0.00	0.00	2,465.61
	5030		Counseling Center	622.94	0.00	0.00	0.00	622.94
	5040		Fundraising-General	1,936.91	0.00	6.71	0.00	1,930.20
	5060		Hospitality	900.39	0.00	0.00	0.00	900.39
	5070		Library	782.21	0.00	0.00	0.00	782.21
	5095		Montessori Fundraising	10,663.18	0.00	0.00	0.00	10,663.18
	5100		Other Adm Custodial	100.00	0.00	0.00	0.00	100.00
	5110		Other Student Activities	0.00	0.00	0.00	0.00	0.00
	5114		Montessori 6th	179.02	0.00	0.00	0.00	179.02
	5115		Field Trips-Curriculum Related	0.00	0.00	0.00	0.00	0.00
	5119		Montessori 6-8	-7,264.98	0.00	0.00	0.00	-7,264.98
	5120		P.E.	316.46	0.00	0.00	0.00	316.46
	5127		6th Grade Field Trips-Curriculum Related	0.00	0.00	0.00	0.00	0.00
	5128		7th Grade Field Trips-Curriculum Related	0.00	0.00	0.00	0.00	0.00
	5129		8th Grade Field Trips-Curriculum Related	0.00	0.00	0.00	0.00	0.00
	5165		Logo Sales	4,067.60	634.00	0.00	0.00	4,701.60
		E	Totals:	14,311.32	634.00	6.71	0.00	14,938.61

Current Cash Balance

Sorted by Site ID, Group ID, Activity ID.
From 07/01/2020 to 07/31/2020.

Site ID Group ID	Site Name Group Name	Activity ID	Activity Name	Beginning Cash	Receipts	Disbursements	Adjustments	Cash Balance
Q	STUDENT FEE FUND							
	7100		After School Program	14,643.10	0.00	0.00	0.00	14,643.10
	7150		Jumpstart	2,450.71	710.00	0.00	0.00	3,160.71
	7160		Participation Fees - Athletics	0.00	0.00	0.00	0.00	0.00
	7170		Participation Fees - Clubs & Orgs	0.00	0.00	0.00	0.00	0.00
	7900		Field Trips-Other	0.00	0.00	0.00	0.00	0.00
	7901		Student Transportation	0.00	0.00	0.00	0.00	0.00
		Q	Totals:	17,093.81	710.00	0.00	0.00	17,803.81
S	ATHLETIC							
	9050		Athletic-General	1,206.49	0.00	0.00	0.00	1,206.49
	9070		Miscellaneous Receipts	0.00	0.00	0.00	0.00	0.00
		S	Totals:	1,206.49	0.00	0.00	0.00	1,206.49
		RMS	Totals:	75,142.68	1,341.94	1,288.17	0.00	75,196.45

Current Cash Balance

Sorted by Site ID, Group ID, Activity ID.

From 07/01/2020 to 07/31/2020.

Site ID Group ID	Site Name Group Name	Activity ID	Activity Name	Beginning Cash	Receipts	Disbursements	Adjustments	Cash Balance
Horizon	Keith Lutz Horizon High School							
A	ACTIVITY GENERAL							
	1010	General Admin		5,342.51	0.33	0.00	0.00	5,342.84
	1016	Rev Trak Fees		-136.88	0.00	0.00	0.00	-136.88
	1018	School Pay Fees		0.00	0.00	0.00	0.00	0.00
	1030	Staff Vending		91.60	0.00	0.00	0.00	91.60
	1105	Laptop Insurance		130.26	0.00	0.00	0.00	130.26
	1106	Laptop Loss/Damage		699.32	0.00	0.00	0.00	699.32
		A Totals:		6,126.81	0.33	0.00	0.00	6,127.14
D	CLUBS AND ORGANIZATIONS							
	4365	HOSA		654.17	0.00	0.00	0.00	654.17
	4650	Skills USA		0.00	0.00	0.00	0.00	0.00
	4710	Student Council		588.04	0.00	0.00	0.00	588.04
	4770	Yearbook		0.00	0.00	0.00	0.00	0.00
	4790	BLM Academy		0.00	0.00	0.00	0.00	0.00
		D Totals:		1,242.21	0.00	0.00	0.00	1,242.21
E	ADMINISTRATIVE CUSTODIAL							
	5025	Fines - Library Book		136.38	0.00	0.00	0.00	136.38
	5027	Fines-Textbooks		3.45	0.00	0.00	0.00	3.45
	5040	Fundraising-General		430.96	0.00	0.00	0.00	430.96
	5115	Field Trips-Curriculum Related		0.00	0.00	0.00	0.00	0.00
		E Totals:		570.79	0.00	0.00	0.00	570.79
S	ATHLETIC							
	9070	Miscellaneous Receipts		0.00	0.00	0.00	0.00	0.00
		S Totals:		0.00	0.00	0.00	0.00	0.00
		Horizon Totals:		7,939.81	0.33	0.00	0.00	7,940.14

Current Cash Balance

Sorted by Site ID, Group ID, Activity ID.
From 07/01/2020 to 07/31/2020.

Site ID Group ID	Site Name Group Name	Activity ID	Activity Name	Beginning Cash	Receipts	Disbursements	Adjustments	Cash Balance
NHS	Millard North High School							
A	ACTIVITY GENERAL							
		1010	General Admin	6,873.29	0.00	259.20	0.00	6,614.09
		1016	Rev Trak Fees	-631.54	-205.30	0.00	0.00	-836.84
		1017	Returned Checks	0.00	0.00	0.00	0.00	0.00
		1018	School Pay Fees	0.00	0.00	0.00	0.00	0.00
		1025	Savings	-318,014.56	0.00	0.00	-10,637.61	-328,652.17
		1030	Staff Vending	3,680.54	0.00	0.00	0.00	3,680.54
		1035	Student Vending	47,500.00	0.00	0.00	0.00	47,500.00
		1040	Donations	2,407.91	0.00	0.00	0.00	2,407.91
		1050	Projects/Support	735.16	0.00	0.00	0.00	735.16
		1070	Start Up Cash	-521.82	5.01	5,020.00	0.00	-5,536.81
		1090	Other Revenue	6,556.76	0.00	0.00	37.61	6,594.37
		1105	Laptop Insurance	40.00	0.00	0.00	0.00	40.00
		1106	Laptop Loss/Damage	1,321.00	57.00	0.00	0.00	1,378.00
		1110	Extracurr Transportation	-34,064.06	0.00	0.00	0.00	-34,064.06
			A Totals:	-284,117.32	-143.29	5,279.20	-10,600.00	-300,139.81

Current Cash Balance

Sorted by Site ID, Group ID, Activity ID.

From 07/01/2020 to 07/31/2020.

Site ID Group ID	Site Name Group Name	Activity ID	Activity Name	Beginning Cash	Receipts	Disbursements	Adjustments	Cash Balance
B	Athletics-Girls							
2001	Awards - Girls			0.00	0.00	0.00	0.00	0.00
2002	Camps - Girls			2,358.74	-35.00	0.00	0.00	2,323.74
2003	Entry Fees - Girls			3,435.00	0.00	0.00	0.00	3,435.00
2004	Equipment - Girls			0.00	0.00	0.00	0.00	0.00
2005	Lodging - Girls			0.00	0.00	0.00	0.00	0.00
2006	Meals - Girls			0.00	0.00	0.00	0.00	0.00
2007	Officials - Girls			0.00	0.00	0.00	0.00	0.00
2008	Prof Devel - Girls			0.00	0.00	0.00	0.00	0.00
2009	Scouting - Girls			0.00	0.00	0.00	0.00	0.00
2010	Security - Girls			-120.00	0.00	0.00	0.00	-120.00
2011	Transportation - Girls			0.00	0.00	0.00	0.00	0.00
2012	Uniforms/Apparel - Girls			0.00	0.00	0.00	0.00	0.00
2013	Misc. Expenditures - Girls			-500.00	0.00	0.00	0.00	-500.00
2051	Awards - Girls Basketball			0.00	0.00	0.00	0.00	0.00
2052	Camps - Girls Basketball			-33.07	540.00	56.99	0.00	449.94
2053	Entry Fees - Girls Basketball			-100.00	0.00	0.00	0.00	-100.00
2054	Equipment - Girls Basketball			-1,174.10	0.00	0.00	0.00	-1,174.10
2055	Lodging - Girls Basketball			0.00	0.00	0.00	0.00	0.00
2056	Meals - Girls Basketball			0.00	0.00	0.00	0.00	0.00
2057	Officials - Girls Basketball			-4,956.00	0.00	0.00	0.00	-4,956.00
2058	Prof. Development - Girls Basketball			-642.43	0.00	0.00	0.00	-642.43
2059	Scouting - Girls Basketball			0.00	0.00	0.00	0.00	0.00
2060	Security - Girls Basketball			-1,190.00	0.00	0.00	0.00	-1,190.00
2061	Transportation - Girls Basketball			-2,875.43	0.00	0.00	0.00	-2,875.43
2062	Uniforms/Apparel - Girls Basketball			-463.85	0.00	0.00	0.00	-463.85
2063	Misc. Expenditures - Girls Basketball			0.00	0.00	0.00	0.00	0.00
2101	Awards - Girls Cross Country			-38.58	0.00	0.00	0.00	-38.58
2102	Camps - Girls Cross Country			92.72	718.56	0.00	0.00	811.28
2103	Entry Fees - Girls Cross Country			-415.00	0.00	0.00	0.00	-415.00
2104	Equipment - Girls Cross Country			0.00	0.00	0.00	0.00	0.00
2105	Lodging - Girls Cross Country			0.00	0.00	0.00	0.00	0.00
2106	Meals - Girls Cross Country			-71.00	0.00	0.00	0.00	-71.00
2107	Officials - Girls Cross Country			0.00	0.00	0.00	0.00	0.00
2108	Prof. Development - Girls Cross Country			0.00	0.00	0.00	0.00	0.00
2109	Scouting - Girls Cross Country			0.00	0.00	0.00	0.00	0.00
2110	Security - Girls Cross Country			0.00	0.00	0.00	0.00	0.00
2111	Transportation - Girls Cross Country			-1,013.14	0.00	0.00	0.00	-1,013.14
2112	Uniforms/Apparel - Girls Cross Country			0.00	0.00	0.00	0.00	0.00
2113	Misc. Expenditures - Girls Cross Country			0.00	0.00	0.00	0.00	0.00
2151	Awards - Girls Golf			-10.41	0.00	0.00	0.00	-10.41
2152	Camps - Girls Golf			-3,047.96	0.00	0.00	0.00	-3,047.96
2153	Entry Fees - Girls Golf			-1,340.00	0.00	0.00	0.00	-1,340.00
2154	Equipment - Girls Golf			-1,065.92	0.00	0.00	0.00	-1,065.92
2155	Lodging - Girls Golf			-792.00	0.00	0.00	0.00	-792.00

Current Cash Balance

Sorted by Site ID, Group ID, Activity ID.
From 07/01/2020 to 07/31/2020.

Site ID Group ID	Site Name Group Name	Activity ID	Activity Name	Beginning Cash	Receipts	Disbursements	Adjustments	Cash Balance
2156			Meals - Girls Golf	-230.00	0.00	0.00	0.00	-230.00
2157			Officials - Girls Golf	0.00	0.00	0.00	0.00	0.00
2158			Prof. Development - Girls Golf	0.00	0.00	0.00	0.00	0.00
2159			Scouting - Girls Golf	0.00	0.00	0.00	0.00	0.00
2160			Security - Girls Golf	0.00	0.00	0.00	0.00	0.00
2161			Transportation - Girls Golf	0.00	0.00	0.00	0.00	0.00
2162			Uniforms/Apparel - Girls Golf	0.00	0.00	0.00	0.00	0.00
2163			Misc. Expenditures - Girls Golf	0.00	0.00	0.00	0.00	0.00
2201			Awards - Girls Soccer	0.00	0.00	0.00	0.00	0.00
2202			Camps - Girls Soccer	4,251.93	0.00	0.00	0.00	4,251.93
2203			Entry Fees - Girls Soccer	0.00	0.00	0.00	0.00	0.00
2204			Equipment - Girls Soccer	-4,349.31	0.00	0.00	0.00	-4,349.31
2205			Lodging - Girls Soccer	0.00	0.00	0.00	0.00	0.00
2206			Meals - Girls Soccer	0.00	0.00	0.00	0.00	0.00
2207			Officials - Girls Soccer	-99.00	0.00	0.00	0.00	-99.00
2208			Prof. Development - Girls Soccer	0.00	0.00	0.00	0.00	0.00
2209			Scouting - Girls Soccer	0.00	0.00	0.00	0.00	0.00
2210			Security - Girls Soccer	0.00	0.00	0.00	0.00	0.00
2211			Transportation - Girls Soccer	0.00	0.00	0.00	0.00	0.00
2212			Uniforms/Apparel - Girls Soccer	0.00	0.00	0.00	0.00	0.00
2213			Misc. Expenditures - Girls Soccer	0.00	0.00	0.00	0.00	0.00
2251			Awards - Girls Swimming	-702.64	0.00	0.00	0.00	-702.64
2252			Camps - Girls Swimming	2,973.68	0.00	0.00	0.00	2,973.68
2253			Entry Fees - Girls Swimming	-315.00	0.00	0.00	0.00	-315.00
2254			Equipment - Girls Swimming	-1,047.50	0.00	0.00	0.00	-1,047.50
2255			Lodging - Girls Swimming	0.00	0.00	0.00	0.00	0.00
2256			Meals - Girls Swimming	-131.70	0.00	0.00	0.00	-131.70
2257			Officials - Girls Swimming	-535.00	0.00	0.00	0.00	-535.00
2258			Prof. Development - Girls Swimming	0.00	0.00	0.00	0.00	0.00
2259			Scouting - Girls Swimming	0.00	0.00	0.00	0.00	0.00
2260			Security - Girls Swimming	0.00	0.00	0.00	0.00	0.00
2261			Transportation - Girls Swimming	-836.93	0.00	0.00	0.00	-836.93
2262			Uniforms/Apparel - Girls Swimming	0.00	0.00	0.00	0.00	0.00
2263			Misc. Expenditures - Girls Swimming	0.00	0.00	0.00	0.00	0.00
2301			Awards - Girls Tennis	-92.91	0.00	0.00	0.00	-92.91
2302			Camps - Girls Tennis	1,760.15	0.00	0.00	0.00	1,760.15
2303			Entry Fees - Girls Tennis	0.00	0.00	0.00	0.00	0.00
2304			Equipment - Girls Tennis	-2,067.34	0.00	0.00	0.00	-2,067.34
2305			Lodging - Girls Tennis	0.00	0.00	0.00	0.00	0.00
2306			Meals - Girls Tennis	0.00	0.00	0.00	0.00	0.00
2307			Officials - Girls Tennis	0.00	0.00	0.00	0.00	0.00
2308			Prof. Development - Girls Tennis	0.00	0.00	0.00	0.00	0.00
2309			Scouting - Girls Tennis	0.00	0.00	0.00	0.00	0.00
2310			Security - Girls Tennis	0.00	0.00	0.00	0.00	0.00
2311			Transportation - Girls Tennis	0.00	0.00	0.00	0.00	0.00

Current Cash Balance

Sorted by Site ID, Group ID, Activity ID.

From 07/01/2020 to 07/31/2020.

Site ID Group ID	Site Name Group Name	Activity ID	Activity Name	Beginning Cash	Receipts	Disbursements	Adjustments	Cash Balance
2312			Uniforms/Apparel - Girls Tennis	0.00	0.00	0.00	0.00	0.00
2313			Misc. Expenditures - Girls Tennis	0.00	0.00	0.00	0.00	0.00
2351			Awards - Girls Track	0.00	0.00	0.00	0.00	0.00
2352			Camps - Girls Track	2,176.42	0.00	0.00	0.00	2,176.42
2353			Entry Fees - Girls Track	0.00	0.00	0.00	0.00	0.00
2354			Equipment - Girls Track	-230.62	0.00	0.00	0.00	-230.62
2355			Lodging - Girls Track	0.00	0.00	0.00	0.00	0.00
2356			Meals - Girls Track	0.00	0.00	0.00	0.00	0.00
2357			Officials - Girls Track	0.00	0.00	0.00	0.00	0.00
2358			Prof. Development - Girls Track	-109.00	0.00	650.00	0.00	-759.00
2359			Scouting - Girls Track	0.00	0.00	0.00	0.00	0.00
2360			Security - Girls Track	0.00	0.00	0.00	0.00	0.00
2361			Transportation - Girls Track	0.00	0.00	0.00	0.00	0.00
2362			Uniforms/Apparel - Girls Track	0.00	0.00	0.00	0.00	0.00
2363			Misc. Expenditures - Girls Track	0.00	0.00	0.00	0.00	0.00
2401			Awards - Girls Volleyball	-256.28	0.00	0.00	0.00	-256.28
2402			Camps - Girls Volleyball	4,155.60	-1,515.00	67.35	0.00	2,573.25
2403			Entry Fees - Girls Volleyball	-1,365.00	0.00	0.00	0.00	-1,365.00
2404			Equipment - Girls Volleyball	-1,561.32	0.00	0.00	0.00	-1,561.32
2405			Lodging - Girls Volleyball	0.00	0.00	0.00	0.00	0.00
2406			Meals - Girls Volleyball	-569.24	0.00	0.00	0.00	-569.24
2407			Officials - Girls Volleyball	-4,867.33	0.00	0.00	0.00	-4,867.33
2408			Prof. Development - Girls Volleyball	0.00	0.00	0.00	0.00	0.00
2409			Scouting - Girls Volleyball	0.00	0.00	0.00	0.00	0.00
2410			Security - Girls Volleyball	0.00	0.00	0.00	0.00	0.00
2411			Transportation - Girls Volleyball	-3,167.43	0.00	0.00	0.00	-3,167.43
2412			Uniforms/Apparel - Girls Volleyball	0.00	0.00	0.00	0.00	0.00
2413			Misc. Expenditures - Girls Volleyball	0.00	0.00	0.00	0.00	0.00
2451			Awards - Girls Softball	-199.71	0.00	0.00	0.00	-199.71
2452			Camps - Girls Softball	2,430.47	1,870.00	1,884.34	0.00	2,416.13
2453			Entry Fees - Girls Softball	-675.00	0.00	0.00	0.00	-675.00
2454			Equipment - Girls Softball	-8,811.96	0.00	0.00	0.00	-8,811.96
2455			Lodging - Girls Softball	0.00	0.00	0.00	0.00	0.00
2456			Meals - Girls Softball	-66.00	0.00	0.00	0.00	-66.00
2457			Officials - Girls Softball	-1,355.00	0.00	0.00	0.00	-1,355.00
2458			Prof. Development - Girls Softball	0.00	0.00	0.00	0.00	0.00
2459			Scouting - Girls Softball	0.00	0.00	0.00	0.00	0.00
2460			Security - Girls Softball	0.00	0.00	0.00	0.00	0.00
2461			Transportation - Girls Softball	-2,216.22	0.00	0.00	0.00	-2,216.22
2462			Uniforms/Apparel - Girls Softball	-327.64	0.00	0.00	0.00	-327.64
2463			Misc. Expenditures - Girls Softball	0.00	0.00	0.00	0.00	0.00
2601			Awards-Girls Unified Sports	-19.30	0.00	0.00	0.00	-19.30
2602			Camps-Girls Unified Sports	0.77	0.00	0.00	0.00	0.77
2603			Entry Fees-Girls Unified Sports	0.00	0.00	0.00	0.00	0.00
2604			Equipment-Girls Unified Sports	0.00	0.00	0.00	0.00	0.00

Current Cash Balance

Sorted by Site ID, Group ID, Activity ID.
From 07/01/2020 to 07/31/2020.

Site ID Group ID	Site Name Group Name		Beginning Cash	Receipts	Disbursements	Adjustments	Cash Balance
2605	Lodging-Girls Unified Sports		0.00	0.00	0.00	0.00	0.00
2606	Meals-Girls Unified Sports		0.00	0.00	0.00	0.00	0.00
2607	Officials-Girls Unified Sports		0.00	0.00	0.00	0.00	0.00
2608	Prof. Development-Girls Unified Sports		0.00	0.00	0.00	0.00	0.00
2609	Scouting-Girls Unified Sports		0.00	0.00	0.00	0.00	0.00
2610	Security-Girls Unified Sports		0.00	0.00	0.00	0.00	0.00
2611	Transportation-Girls Unified Sports		0.00	0.00	0.00	0.00	0.00
2612	Uniforms/Apparel-Girls Unified Sports		0.00	0.00	0.00	0.00	0.00
2613	Misc. Expenditures-Girls Unified Sports		0.00	0.00	0.00	0.00	0.00
B Totals:			-32,417.79	1,578.56	2,658.68	0.00	-33,497.91

Current Cash Balance

Sorted by Site ID, Group ID, Activity ID.

From 07/01/2020 to 07/31/2020.

Site ID Group ID	Site Name Group Name	Activity ID	Activity Name	Beginning Cash	Receipts	Disbursements	Adjustments	Cash Balance
C	Athletics-Boys							
		3001	Awards - Boys	0.00	0.00	0.00	0.00	0.00
		3002	Camps - Boys	0.00	0.00	0.00	0.00	0.00
		3003	Entry Fees - Boys	-377.00	0.00	0.00	0.00	-377.00
		3004	Equipment - Boys	0.00	0.00	0.00	0.00	0.00
		3005	Lodging - Boys	0.00	0.00	0.00	0.00	0.00
		3006	Meals - Boys	0.00	0.00	0.00	0.00	0.00
		3007	Officials - Boys	0.00	0.00	0.00	0.00	0.00
		3008	Prof. Development - Boys	-203.26	0.00	0.00	0.00	-203.26
		3009	Scouting - Boys	0.00	0.00	0.00	0.00	0.00
		3010	Security - Boys	-120.00	0.00	0.00	0.00	-120.00
		3012	Uniforms/Apparel - Boys	0.00	0.00	0.00	0.00	0.00
		3013	Misc. Expenditures - Boys	-600.00	0.00	0.00	0.00	-600.00
		3051	Awards - Boys Basketball	-73.21	0.00	0.00	0.00	-73.21
		3052	Camps - Boys Basketball	3,941.73	180.00	1,316.64	0.00	2,805.09
		3053	Entry Fees - Boys Basketball	-725.00	0.00	0.00	0.00	-725.00
		3054	Equipment - Boys Basketball	-1,267.59	0.00	0.00	0.00	-1,267.59
		3055	Lodging - Boys Basketball	0.00	0.00	0.00	0.00	0.00
		3056	Meals - Boys Basketball	-453.00	0.00	0.00	0.00	-453.00
		3057	Officials - Boys Basketball	-6,195.00	0.00	0.00	0.00	-6,195.00
		3058	Prof. Development - Boys Basketball	0.00	0.00	0.00	0.00	0.00
		3059	Scouting - Boys Basketball	0.00	0.00	0.00	0.00	0.00
		3060	Security - Boys Basketball	-1,750.00	0.00	0.00	0.00	-1,750.00
		3061	Transportation - Boys Basketball	-7,773.41	0.00	0.00	0.00	-7,773.41
		3062	Uniforms/Apparel - Boys Basketball	-3,704.08	0.00	0.00	0.00	-3,704.08
		3063	Misc. Expenditures - Boys Basketball	0.00	0.00	0.00	0.00	0.00
		3101	Awards - Boys Cross Country	-38.59	0.00	0.00	0.00	-38.59
		3102	Camps - Boys Cross Country	2,535.29	0.00	548.17	0.00	1,987.12
		3103	Entry Fees - Boys Cross Country	-415.00	0.00	0.00	0.00	-415.00
		3104	Equipment - Boys Cross Country	-33.07	0.00	0.00	0.00	-33.07
		3105	Lodging - Boys Cross Country	0.00	0.00	0.00	0.00	0.00
		3106	Meals - Boys Cross Country	-71.00	0.00	0.00	0.00	-71.00
		3107	Officials - Boys Cross Country	0.00	0.00	0.00	0.00	0.00
		3108	Prof. Development - Boys Cross Country	0.00	0.00	0.00	0.00	0.00
		3109	Scouting - Boys Cross Country	0.00	0.00	0.00	0.00	0.00
		3110	Security - Boys Cross Country	0.00	0.00	0.00	0.00	0.00
		3111	Transportation - Boys Cross Country	-1,013.17	0.00	0.00	0.00	-1,013.17
		3112	Uniforms/Apparel - Boys Cross Country	0.00	0.00	0.00	0.00	0.00
		3113	Misc. Expenditures - Boys Cross Country	0.00	0.00	0.00	0.00	0.00
		3151	Awards - Boys Golf	-152.41	0.00	0.00	0.00	-152.41
		3152	Camps - Boys Golf	-1,221.38	0.00	0.00	0.00	-1,221.38
		3153	Entry Fees - Boys Golf	0.00	0.00	0.00	0.00	0.00
		3154	Equipment - Boys Golf	-3,518.97	0.00	0.00	0.00	-3,518.97
		3155	Lodging - Boys Golf	0.00	0.00	0.00	0.00	0.00
		3156	Meals - Boys Golf	0.00	0.00	0.00	0.00	0.00

Current Cash Balance

Sorted by Site ID, Group ID, Activity ID.
From 07/01/2020 to 07/31/2020.

Site ID Group ID	Site Name Group Name	Activity ID	Activity Name	Beginning Cash	Receipts	Disbursements	Adjustments	Cash Balance
3157			Officials - Boys Golf	0.00	0.00	0.00	0.00	0.00
3158			Prof. Development - Boys Golf	0.00	0.00	0.00	0.00	0.00
3159			Scouting - Boys Golf	0.00	0.00	0.00	0.00	0.00
3160			Security - Boys Golf	0.00	0.00	0.00	0.00	0.00
3161			Transportation - Boys Golf	0.00	0.00	0.00	0.00	0.00
3162			Uniforms/Apparel - Boys Golf	0.00	0.00	0.00	0.00	0.00
3163			Misc. Expenditures - Boys Golf	0.00	0.00	0.00	0.00	0.00
3201			Awards - Boys Soccer	0.00	0.00	0.00	0.00	0.00
3202			Camps - Boys Soccer	1,984.16	0.00	0.00	0.00	1,984.16
3203			Entry Fees - Boys Soccer	0.00	0.00	0.00	0.00	0.00
3204			Equipment - Boys Soccer	-1,916.79	0.00	0.00	0.00	-1,916.79
3205			Lodging - Boys Soccer	0.00	0.00	0.00	0.00	0.00
3206			Meals - Boys Soccer	0.00	0.00	0.00	0.00	0.00
3207			Officials - Boys Soccer	0.00	0.00	0.00	0.00	0.00
3208			Prof. Development - Boys Soccer	0.00	0.00	0.00	0.00	0.00
3209			Scouting - Boys Soccer	0.00	0.00	0.00	0.00	0.00
3210			Security - Boys Soccer	0.00	0.00	0.00	0.00	0.00
3211			Transportation - Boys Soccer	0.00	0.00	0.00	0.00	0.00
3212			Uniforms/Apparel - Boys Soccer	0.00	0.00	0.00	0.00	0.00
3213			Misc. Expenditures - Boys Soccer	0.00	0.00	0.00	0.00	0.00
3251			Awards - Boys Swimming	-702.64	0.00	0.00	0.00	-702.64
3252			Camps - Boys Swimming	4,427.89	0.00	0.00	0.00	4,427.89
3253			Entry Fees - Boys Swimming	-315.00	0.00	0.00	0.00	-315.00
3254			Equipment - Boys Swimming	-1,047.50	0.00	0.00	0.00	-1,047.50
3255			Lodging - Boys Swimming	0.00	0.00	0.00	0.00	0.00
3256			Meals - Boys Swimming	-203.66	0.00	0.00	0.00	-203.66
3257			Officials - Boys Swimming	-535.00	0.00	0.00	0.00	-535.00
3258			Prof. Development - Boys Swimming	0.00	0.00	0.00	0.00	0.00
3259			Scouting - Boys Swimming	0.00	0.00	0.00	0.00	0.00
3260			Security - Boys Swimming	0.00	0.00	0.00	0.00	0.00
3261			Transportation - Boys Swimming	-807.62	0.00	0.00	0.00	-807.62
3262			Uniforms/Apparels - Boys Swimming	0.00	0.00	0.00	0.00	0.00
3263			Misc. Expenditures - Boys Swimming	0.00	0.00	0.00	0.00	0.00
3301			Awards - Boys Tennis	-113.36	0.00	0.00	0.00	-113.36
3302			Camps - Boys Tennis	192.82	0.00	0.00	0.00	192.82
3303			Entry Fees - Boys Tennis	-325.00	0.00	0.00	0.00	-325.00
3304			Equipment - Boys Tennis	0.00	0.00	0.00	0.00	0.00
3305			Lodging - Boys Tennis	0.00	0.00	0.00	0.00	0.00
3306			Meals - Boys Tennis	0.00	0.00	0.00	0.00	0.00
3307			Officials - Boys Tennis	0.00	0.00	0.00	0.00	0.00
3308			Prof. Development - Boys Tennis	0.00	0.00	0.00	0.00	0.00
3309			Scouting - Boys Tennis	0.00	0.00	0.00	0.00	0.00
3310			Security - Boys Tennis	0.00	0.00	0.00	0.00	0.00
3311			Transportation - Boys Tennis	0.00	0.00	0.00	0.00	0.00
3312			Uniforms/Apparel - Boys Tennis	0.00	0.00	0.00	0.00	0.00

Current Cash Balance

Sorted by Site ID, Group ID, Activity ID.
From 07/01/2020 to 07/31/2020.

Site ID Group ID	Site Name Group Name	Activity ID	Activity Name	Beginning Cash	Receipts	Disbursements	Adjustments	Cash Balance
3313	Misc. Expenditures - Boys Tennis			0.00	0.00	0.00	0.00	0.00
3351	Awards - Boys Track			0.00	0.00	0.00	0.00	0.00
3352	Camps - Boys Track			2,831.41	0.00	0.00	0.00	2,831.41
3353	Entry Fees - Boys Track			0.00	0.00	0.00	0.00	0.00
3354	Equipment - Boys Track			-734.22	0.00	0.00	0.00	-734.22
3355	Lodging - Boys Track			0.00	0.00	0.00	0.00	0.00
3356	Meals - Boys Track			0.00	0.00	0.00	0.00	0.00
3357	Officials - Boys Track			0.00	0.00	0.00	0.00	0.00
3358	Prof. Development - Boys Track			0.00	0.00	0.00	0.00	0.00
3359	Scouting - Boys Track			0.00	0.00	0.00	0.00	0.00
3360	Security - Boys Track			0.00	0.00	0.00	0.00	0.00
3361	Transportation - Boys Track			0.00	0.00	0.00	0.00	0.00
3362	Uniforms/Apparel - Boys Track			-3,165.32	0.00	0.00	0.00	-3,165.32
3363	Misc. Expenditures - Boys Track			0.00	0.00	0.00	0.00	0.00
3451	Awards - Boys Baseball			-83.36	0.00	0.00	0.00	-83.36
3452	Camps - Boys Baseball			-797.82	0.00	0.00	0.00	-797.82
3453	Entry Fees - Boys Baseball			0.00	0.00	0.00	0.00	0.00
3454	Equipment - Boys Baseball			-3,892.73	0.00	0.00	0.00	-3,892.73
3455	Lodging - Boys Baseball			0.00	0.00	0.00	0.00	0.00
3456	Meals - Boys Baseball			0.00	0.00	0.00	0.00	0.00
3457	Officials - Boys Baseball			0.00	0.00	0.00	0.00	0.00
3458	Prof. Development - Boys Baseball			-833.28	0.00	0.00	0.00	-833.28
3459	Scouting - Boys Baseball			0.00	0.00	0.00	0.00	0.00
3460	Security - Boys Baseball			0.00	0.00	0.00	0.00	0.00
3461	Transportation - Boys Baseball			0.00	0.00	0.00	0.00	0.00
3462	Uniforms/Apparel - Boys Baseball			-3,201.46	0.00	0.00	0.00	-3,201.46
3463	Misc. Expenditures - Boys Baseball			0.00	0.00	0.00	0.00	0.00
3501	Awards - Boys Football			0.00	0.00	0.00	0.00	0.00
3502	Camps - Boys Football			267.83	0.00	119.80	0.00	148.03
3503	Entry Fees - Boys Football			0.00	0.00	0.00	0.00	0.00
3504	Equipment - Boys Football			-22,849.11	0.00	0.00	0.00	-22,849.11
3505	Lodging - Boys Football			0.00	0.00	0.00	0.00	0.00
3506	Meals - Boys Football			0.00	0.00	0.00	0.00	0.00
3507	Officials - Boys Football			-5,675.00	0.00	0.00	0.00	-5,675.00
3508	Prof. Development - Boys Football			0.00	0.00	0.00	0.00	0.00
3509	Scouting - Boys Football			0.00	0.00	0.00	0.00	0.00
3510	Security - Boys Football			-2,360.00	0.00	0.00	0.00	-2,360.00
3511	Transportation - Boys Football			-5,384.22	0.00	0.00	0.00	-5,384.22
3512	Uniforms/Apparel - Boys Football			0.00	0.00	0.00	0.00	0.00
3513	Misc Expenditures-Boys Football			0.00	0.00	0.00	0.00	0.00
3515	Misc. Expenditures - Boys Football			0.00	0.00	0.00	0.00	0.00
3551	Awards - Boys Wrestling			-182.00	0.00	0.00	0.00	-182.00
3552	Camps - Boys Wrestling			2,387.28	0.00	0.00	0.00	2,387.28
3553	Entry Fees - Boys Wrestling			-1,715.00	0.00	125.00	0.00	-1,840.00
3554	Equipment - Boys Wrestling			-3,681.25	0.00	0.00	0.00	-3,681.25

Current Cash Balance

Sorted by Site ID, Group ID, Activity ID.

From 07/01/2020 to 07/31/2020.

Site ID Group ID	Site Name Group Name	Activity ID	Activity Name	Beginning Cash	Receipts	Disbursements	Adjustments	Cash Balance
3555	Lodging - Boys Wrestling			-540.99	0.00	0.00	0.00	-540.99
3556	Meals - Boys Wrestling			-224.00	0.00	0.00	0.00	-224.00
3557	Officials - Boys Wrestling			-570.00	0.00	0.00	0.00	-570.00
3558	Prof. Development - Boys Wrestling			0.00	0.00	0.00	0.00	0.00
3559	Scouting - Boys Wrestling			0.00	0.00	0.00	0.00	0.00
3560	Security - Boys Wrestling			0.00	0.00	0.00	0.00	0.00
3561	Transportation - Boys Wrestling			-8,076.80	0.00	0.00	0.00	-8,076.80
3562	Uniforms/Apparel - Boys Wrestling			-827.91	0.00	0.00	0.00	-827.91
3563	Misc. Expenditures - Boys Wrestling			0.00	0.00	0.00	0.00	0.00
3601	Awards-Boys Unified Sports			-19.31	0.00	0.00	0.00	-19.31
3602	Camps-Boys Unified Sports			1,690.54	0.00	0.00	0.00	1,690.54
3603	Entry Fees-Boys Unified Sports			0.00	0.00	0.00	0.00	0.00
3604	Equipment-Boys Unified Sports			0.00	0.00	0.00	0.00	0.00
3605	Lodging-Boys Unified Sports			0.00	0.00	0.00	0.00	0.00
3606	Meals-Boys Unified Sports			0.00	0.00	0.00	0.00	0.00
3607	Officials-Boys Unified Sports			0.00	0.00	0.00	0.00	0.00
3608	Prof. Development-Boys Unified Sports			0.00	0.00	0.00	0.00	0.00
3609	Scouting-Boys Unified Sports			0.00	0.00	0.00	0.00	0.00
3610	Security-Boys Unified Sports			0.00	0.00	0.00	0.00	0.00
3611	Transportation-Boys Unified Sports			0.00	0.00	0.00	0.00	0.00
3612	Uniforms/Apparel-Boys Unified Sports			0.00	0.00	0.00	0.00	0.00
3613	Misc. Expenditures-Boys Unified Sports			0.00	0.00	0.00	0.00	0.00
C Totals:				-80,226.54	180.00	2,109.61	0.00	-82,156.15

Current Cash Balance

Sorted by Site ID, Group ID, Activity ID.

From 07/01/2020 to 07/31/2020.

Site ID Group ID	Site Name Group Name	Activity ID	Activity Name	Beginning Cash	Receipts	Disbursements	Adjustments	Cash Balance
D	CLUBS AND ORGANIZATIONS							
	4010		40 Assets	0.00	0.00	0.00	0.00	0.00
	4030		Interact Club	160.09	0.00	0.00	0.00	160.09
	4040		Art	92.56	0.00	0.00	0.00	92.56
	4050		Astronomy Club	0.00	0.00	0.00	0.00	0.00
	4059		Band Camp	-7,595.73	7,600.00	0.00	0.00	4.27
	4060		Band	8,056.28	30.00	87.27	0.00	7,999.01
	4062		Band Trip	1,110.00	0.00	0.00	0.00	1,110.00
	4063		Drums	121.62	0.00	0.00	0.00	121.62
	4109		Cheer Uniforms	424.73	0.00	0.00	0.00	424.73
	4110		Cheerleading	4,691.87	1,876.00	360.00	0.00	6,207.87
	4115		Uniforms-Cheer/Dance	13,025.91	14,830.35	6,291.00	1,634.04	23,199.30
	4120		Chemistry Club	0.00	0.00	0.00	0.00	0.00
	4130		Chess Club	76.08	0.00	0.00	0.00	76.08
	4140		Choir	62.51	0.00	0.00	0.00	62.51
	4141		Choir Trip	236.50	0.00	0.00	0.00	236.50
	4181		Coffee Cart	633.27	0.00	0.00	0.00	633.27
	4185		Cycling	135.00	0.00	0.00	0.00	135.00
	4190		Dance	-2,482.37	11,332.75	0.00	0.00	8,850.38
	4200		Debate Team	3,515.04	0.00	450.00	0.00	3,065.04
	4210		DECA	6,670.28	0.00	257.50	0.00	6,412.78
	4215		Diversity	500.00	0.00	0.00	0.00	500.00
	4220		Drama Club	10,539.89	0.00	-178.15	0.00	10,718.04
	4224		Computer Club	0.00	0.00	0.00	0.00	0.00
	4230		Environmental Club	1,017.30	0.00	0.00	0.00	1,017.30
	4250		FCCLA	2,748.35	0.00	0.00	0.00	2,748.35
	4260		FCS Club	2,695.43	0.00	0.00	0.00	2,695.43
	4271		Film Club	-149.85	500.00	0.00	0.00	350.15
	4280		Flag Group	16,031.61	0.00	200.00	0.00	15,831.61
	4290		Forensics	10,492.33	0.00	0.00	0.00	10,492.33
	4310		French Club	451.86	0.00	0.00	0.00	451.86
	4330		Garden Club	0.00	0.00	0.00	0.00	0.00
	4340		German Club	574.93	0.00	0.00	0.00	574.93
	4355		Habitat for Humanity	0.00	0.00	0.00	0.00	0.00
	4360		History Club	7,598.33	0.00	0.00	0.00	7,598.33
	4365		HOSA	6,656.65	0.00	0.00	0.00	6,656.65
	4370		Industrial Arts	19,159.10	0.00	1,544.65	0.00	17,614.45
	4390		Intramurals	25.00	0.00	0.00	0.00	25.00
	4400		Japanese Club	0.00	0.00	0.00	0.00	0.00
	4410		Junior Class	23,923.07	0.00	0.00	0.00	23,923.07
	4420		Key Club	0.00	0.00	0.00	0.00	0.00
	4430		Latin Club	255.77	0.00	0.00	0.00	255.77
	4460		Literary Magazine	349.10	0.00	0.00	0.00	349.10
	4480		Mascot Team	201.00	0.00	0.00	0.00	201.00
	4485		Math Club	-115.00	0.00	0.00	0.00	-115.00

Current Cash Balance

Sorted by Site ID, Group ID, Activity ID.

From 07/01/2020 to 07/31/2020.

Site ID Group ID	Site Name Group Name	Activity ID	Activity Name	Beginning Cash	Receipts	Disbursements	Adjustments	Cash Balance
4490	M-Club			318.11	0.00	0.00	0.00	318.11
4500	Music			200.00	0.00	0.00	0.00	200.00
4503	Music-Musicals			-2,219.47	0.00	0.00	0.00	-2,219.47
4510	National Honor Society			5,507.47	0.00	0.00	0.00	5,507.47
4520	Newspaper			1,152.06	0.00	0.00	0.00	1,152.06
4530	Orchestra			15,840.46	280.00	1,111.88	0.00	15,008.58
4531	Orchestra Trip			-11,492.60	0.00	0.00	0.00	-11,492.60
4540	Other Clubs			1,142.33	0.00	0.00	0.00	1,142.33
4560	Photography Club			0.00	0.00	0.00	0.00	0.00
4570	Play Production			5,664.45	0.00	0.00	0.00	5,664.45
4600	Robotics & Engineering Club			-143.53	0.00	0.00	0.00	-143.53
4630	Science Club			0.00	0.00	0.00	0.00	0.00
4631	Science Olympiad			920.25	0.00	0.00	0.00	920.25
4640	Senior Class			2,268.90	0.00	0.00	0.00	2,268.90
4645	Show Choir			-6,243.75	0.00	300.00	0.00	-6,543.75
4646	Show Choir Competition			-915.59	0.00	25.60	0.00	-941.19
4647	Show Choir Camp			-400.00	-200.00	0.00	0.00	-600.00
4650	Skills USA			8,578.73	0.00	0.00	0.00	8,578.73
4660	Spanish Club			500.00	0.00	0.00	0.00	500.00
4661	Spanish Honor Society			1,634.24	0.00	0.00	0.00	1,634.24
4680	Speech Club			0.00	0.00	0.00	0.00	0.00
4690	Spirit Shop			-10,362.49	299.45	9.98	0.00	-10,073.02
4710	Student Council			2,875.83	0.00	0.00	0.00	2,875.83
4725	Theater Workshop			137.00	0.00	0.00	0.00	137.00
4728	Unified Club			-51.57	0.00	0.00	0.00	-51.57
4730	VIA			532.52	0.00	0.00	0.00	532.52
4770	Yearbook			4,283.55	0.00	0.00	0.00	4,283.55
4790	BLM Academy			1,408.13	0.00	0.00	0.00	1,408.13
D Totals:				153,023.54	36,548.55	10,459.73	1,634.04	180,746.40

Current Cash Balance

Sorted by Site ID, Group ID, Activity ID.

From 07/01/2020 to 07/31/2020.

Site ID Group ID	Site Name Group Name	Activity ID	Activity Name	Beginning Cash	Receipts	Disbursements	Adjustments	Cash Balance
E	ADMINISTRATIVE CUSTODIAL							
		5010	After Prom	1,241.82	0.00	0.00	0.00	1,241.82
		5020	Fines	1,676.03	0.00	0.00	0.00	1,676.03
		5025	Fines - Library Book	1,497.67	0.00	0.00	0.00	1,497.67
		5027	Fines-Textbooks	2,422.19	0.00	0.00	0.00	2,422.19
		5055	Hall of Fame	0.00	0.00	0.00	0.00	0.00
		5060	Hospitality	138.73	0.00	0.00	0.00	138.73
		5070	Library	88.89	0.00	0.00	0.00	88.89
		5100	Other Adm Custodial	-5,887.39	0.00	0.00	0.00	-5,887.39
		5115	Field Trips-Curriculum Related	-1,392.00	836.81	0.00	0.00	-555.19
		5120	P.E.	4,099.41	0.00	0.00	0.00	4,099.41
		5130	Parking	16,229.35	0.00	224.98	0.00	16,004.37
		5140	PayBac	286.35	0.00	0.00	0.00	286.35
		5150	Pool Maintenance	2,466.10	0.00	0.00	0.00	2,466.10
		5160	PSAT Exam	1,400.32	0.00	0.00	0.00	1,400.32
		5175	Student Scholarships	176.31	0.00	0.00	0.00	176.31
		5180	Teacher Fund/Grants	863.68	0.00	0.00	0.00	863.68
		5190	Transcripts	3,489.96	0.00	0.00	0.00	3,489.96
		5220	Site Improvements	0.00	0.00	0.00	0.00	0.00
			E Totals:	28,797.42	836.81	224.98	0.00	29,409.25
Q	STUDENT FEE FUND							
		7160	Participation Fees - Athletics	33,485.50	0.00	0.00	0.00	33,485.50
		7170	Participation Fees - Clubs & Orgs	1,175.00	0.00	0.00	0.00	1,175.00
		7190	Field Trips	0.00	0.00	0.00	0.00	0.00
			Q Totals:	34,660.50	0.00	0.00	0.00	34,660.50
R	AP/IB EXAMS							
		8010	AP Exams	39,461.27	0.00	0.00	0.00	39,461.27
		8020	IB Exams	11,639.91	185.00	168.00	0.00	11,656.91
			R Totals:	51,101.18	185.00	168.00	0.00	51,118.18

Current Cash Balance

Sorted by Site ID, Group ID, Activity ID.
From 07/01/2020 to 07/31/2020.

Site ID	Site Name						
Group ID	Group Name						
Activity ID	Activity Name	Beginning Cash	Receipts	Disbursements	Adjustments	Cash Balance	
S	ATHLETIC						
9010	Gate Receipts	101,704.02	0.00	0.00	0.00	101,704.02	
9020	Cash Reserve	163,093.58	2,226.75	26,355.00	10,600.00	149,565.33	
9030	Concessions	28,604.24	0.00	224.69	0.00	28,379.55	
9040	Tickets	68,527.00	0.00	0.00	0.00	68,527.00	
9050	Athletic-General	-30,141.94	0.00	0.00	0.00	-30,141.94	
9055	Athletics - Projects	5,465.94	0.00	0.00	0.00	5,465.94	
9060	Athletic Director	-259.50	0.00	0.00	0.00	-259.50	
9070	Miscellaneous Receipts	27,585.83	1,900.00	0.00	-1,634.04	27,851.79	
9080	Fundraising-Athletic	0.00	0.00	0.00	0.00	0.00	
9090	Strength & Conditioning	2,535.70	0.00	0.00	0.00	2,535.70	
9100	Athletic Training	-4,182.14	180.00	0.00	0.00	-4,002.14	
9110	Activities	-10,707.16	0.00	0.00	0.00	-10,707.16	
9120	Booster Contributions-Girls	8.21	0.00	0.00	0.00	8.21	
9130	Booster Contributions-Boys	8.21	0.00	0.00	0.00	8.21	
	S	Totals:	352,241.99	4,306.75	26,579.69	8,965.96	338,935.01
	NHS	Totals:	223,062.98	43,492.38	47,479.89	0.00	219,075.47

Current Cash Balance

Sorted by Site ID, Group ID, Activity ID.
From 07/01/2020 to 07/31/2020.

Site ID Group ID	Site Name Group Name	Activity ID	Activity Name	Beginning Cash	Receipts	Disbursements	Adjustments	Cash Balance
SHS	Millard South High School							
A	ACTIVITY GENERAL							
		1010	General Admin	-8,001.55	0.00	260.64	8,262.19	0.00
		1016	Rev Trak Fees	-749.03	288.04	91.67	552.66	0.00
		1017	Returned Checks	0.00	0.00	0.00	0.00	0.00
		1018	School Pay Fees	0.00	0.00	0.00	0.00	0.00
		1025	Savings	0.00	0.00	0.00	0.00	0.00
		1030	Staff Vending	9,619.85	0.00	0.00	0.00	9,619.85
		1035	Student Vending	47,500.00	0.00	0.00	-47,500.00	0.00
		1040	Donations	33.03	0.00	0.00	-33.03	0.00
		1041	Donations Students	770.41	0.00	0.00	0.00	770.41
		1042	Patriots Care Pantry	2,087.23	0.00	0.00	0.00	2,087.23
		1050	Projects/Support	-8,629.83	0.00	260.47	8,890.30	0.00
		1060	Public Relations	-822.28	0.00	0.00	822.28	0.00
		1070	Start Up Cash	-5,940.00	0.00	0.00	0.00	-5,940.00
		1090	Other Revenue	4,321.84	0.00	0.00	-4,321.84	0.00
		1100	Damage & Loss Property	350.00	846.00	846.00	-350.00	0.00
		1105	Laptop Insurance	0.00	0.00	0.00	0.00	0.00
		1106	Laptop Loss/Damage	197.20	105.00	302.20	0.00	0.00
		1110	Extracurr Transportation	-17,354.78	0.00	0.00	17,354.78	0.00
		1120	Equipment Replacement/Repair	0.00	0.00	0.00	0.00	0.00
		1130	Building Maintenance	-605.00	0.00	55.00	660.00	0.00
		1140	Student Recognition Incentive	0.00	0.00	0.00	0.00	0.00
		1150	Capital Outlay	0.00	0.00	0.00	0.00	0.00
		1160	Personnel Support	-14,169.04	0.00	321.77	14,490.81	0.00
		1170	Wellness	1,182.64	0.00	0.00	0.00	1,182.64
			A Totals:	9,790.69	1,239.04	2,137.75	-1,171.85	7,720.13

Current Cash Balance

Sorted by Site ID, Group ID, Activity ID.
From 07/01/2020 to 07/31/2020.

Site ID Group ID	Site Name Group Name	Activity ID	Activity Name	Beginning Cash	Receipts	Disbursements	Adjustments	Cash Balance
B	Athletics-Girls							
		2051	Awards - Girls Basketball	-33.60	0.00	0.00	33.60	0.00
		2052	Camps - Girls Basketball	185.47	0.00	0.00	0.00	185.47
		2053	Entry Fees - Girls Basketball	150.00	0.00	0.00	-150.00	0.00
		2054	Equipment - Girls Basketball	-1,353.82	0.00	0.00	1,353.82	0.00
		2055	Lodging - Girls Basketball	0.00	0.00	0.00	0.00	0.00
		2056	Meals - Girls Basketball	-720.36	0.00	0.00	720.36	0.00
		2057	Officials - Girls Basketball	-4,095.00	0.00	0.00	4,095.00	0.00
		2058	Prof. Development - Girls Basketball	0.00	0.00	0.00	0.00	0.00
		2059	Scouting - Girls Basketball	0.00	0.00	0.00	0.00	0.00
		2060	Security - Girls Basketball	-900.00	0.00	0.00	900.00	0.00
		2061	Transportation - Girls Basketball	-4,026.65	0.00	0.00	4,026.65	0.00
		2062	Uniforms/Apparel - Girls Basketball	0.00	0.00	0.00	0.00	0.00
		2063	Misc. Expenditures - Girls Basketball	0.00	773.40	0.00	-773.40	0.00
		2101	Awards - Girls Cross Country	-137.19	0.00	0.00	137.19	0.00
		2102	Camps - Girls Cross Country	24.15	0.00	0.00	0.00	24.15
		2103	Entry Fees - Girls Cross Country	390.00	0.00	0.00	-390.00	0.00
		2104	Equipment - Girls Cross Country	0.00	0.00	0.00	0.00	0.00
		2105	Lodging - Girls Cross Country	0.00	0.00	0.00	0.00	0.00
		2106	Meals - Girls Cross Country	-102.62	0.00	0.00	102.62	0.00
		2107	Officials - Girls Cross Country	-40.37	0.00	0.00	40.37	0.00
		2108	Prof. Development - Girls Cross Country	0.00	0.00	0.00	0.00	0.00
		2109	Scouting - Girls Cross Country	0.00	0.00	0.00	0.00	0.00
		2110	Security - Girls Cross Country	0.00	0.00	0.00	0.00	0.00
		2111	Transportation - Girls Cross Country	-1,579.57	0.00	0.00	1,579.57	0.00
		2112	Uniforms/Apparel - Girls Cross Country	0.00	0.00	0.00	0.00	0.00
		2113	Misc. Expenditures - Girls Cross Country	-650.00	114.75	0.00	535.25	0.00
		2151	Awards - Girls Golf	-78.25	0.00	0.00	78.25	0.00
		2152	Camps - Girls Golf	453.62	0.00	0.00	-290.50	163.12
		2153	Entry Fees - Girls Golf	-644.00	0.00	0.00	644.00	0.00
		2154	Equipment - Girls Golf	-362.50	0.00	0.00	362.50	0.00
		2155	Lodging - Girls Golf	0.00	0.00	0.00	0.00	0.00
		2156	Meals - Girls Golf	0.00	0.00	0.00	0.00	0.00
		2157	Officials - Girls Golf	0.00	0.00	0.00	0.00	0.00
		2158	Prof. Development - Girls Golf	0.00	0.00	0.00	0.00	0.00
		2159	Scouting - Girls Golf	0.00	0.00	0.00	0.00	0.00
		2160	Security - Girls Golf	0.00	0.00	0.00	0.00	0.00
		2161	Transportation - Girls Golf	-124.02	0.00	0.00	124.02	0.00
		2162	Uniforms/Apparel - Girls Golf	40.00	0.00	0.00	-40.00	0.00
		2163	Misc. Expenditures - Girls Golf	-761.37	0.00	0.00	761.37	0.00
		2201	Awards - Girls Soccer	-95.43	0.00	0.00	95.43	0.00
		2202	Camps - Girls Soccer	793.66	956.00	773.38	0.00	976.28
		2203	Entry Fees - Girls Soccer	0.00	0.00	0.00	0.00	0.00
		2204	Equipment - Girls Soccer	-1,121.77	0.00	0.00	1,121.77	0.00
		2205	Lodging - Girls Soccer	0.00	0.00	0.00	0.00	0.00

Current Cash Balance

Sorted by Site ID, Group ID, Activity ID.
From 07/01/2020 to 07/31/2020.

Site ID Group ID	Site Name Group Name	Activity ID	Activity Name	Beginning Cash	Receipts	Disbursements	Adjustments	Cash Balance
2206			Meals - Girls Soccer	0.00	0.00	0.00	0.00	0.00
2207			Officials - Girls Soccer	0.00	0.00	0.00	0.00	0.00
2208			Prof. Development - Girls Soccer	0.00	0.00	0.00	0.00	0.00
2209			Scouting - Girls Soccer	0.00	0.00	0.00	0.00	0.00
2210			Security - Girls Soccer	0.00	0.00	0.00	0.00	0.00
2211			Transportation - Girls Soccer	0.00	0.00	0.00	0.00	0.00
2212			Uniforms/Apparel - Girls Soccer	-530.82	0.00	0.00	530.82	0.00
2213			Misc. Expenditures - Girls Soccer	-423.41	0.00	0.00	423.41	0.00
2251			Awards - Girls Swimming	-264.95	0.00	0.00	264.95	0.00
2252			Camps - Girls Swimming	27.48	0.00	0.00	0.00	27.48
2253			Entry Fees - Girls Swimming	385.00	0.00	0.00	-385.00	0.00
2254			Equipment - Girls Swimming	0.00	0.00	0.00	0.00	0.00
2255			Lodging - Girls Swimming	0.00	0.00	0.00	0.00	0.00
2256			Meals - Girls Swimming	-13.00	0.00	0.00	13.00	0.00
2257			Officials - Girls Swimming	-909.58	0.00	0.00	909.58	0.00
2258			Prof. Development - Girls Swimming	0.00	0.00	0.00	0.00	0.00
2259			Scouting - Girls Swimming	0.00	0.00	0.00	0.00	0.00
2260			Security - Girls Swimming	0.00	0.00	0.00	0.00	0.00
2261			Transportation - Girls Swimming	-381.58	0.00	0.00	381.58	0.00
2262			Uniforms/Apparel - Girls Swimming	-123.75	0.00	0.00	123.75	0.00
2263			Misc. Expenditures - Girls Swimming	-440.36	0.00	0.00	440.36	0.00
2301			Awards - Girls Tennis	0.00	0.00	0.00	0.00	0.00
2302			Camps - Girls Tennis	1,670.20	630.00	340.00	241.50	2,201.70
2303			Entry Fees - Girls Tennis	0.00	0.00	0.00	0.00	0.00
2304			Equipment - Girls Tennis	0.00	0.00	0.00	0.00	0.00
2305			Lodging - Girls Tennis	0.00	0.00	0.00	0.00	0.00
2306			Meals - Girls Tennis	0.00	0.00	0.00	0.00	0.00
2307			Officials - Girls Tennis	0.00	0.00	0.00	0.00	0.00
2308			Prof. Development - Girls Tennis	0.00	0.00	0.00	0.00	0.00
2309			Scouting - Girls Tennis	0.00	0.00	0.00	0.00	0.00
2310			Security - Girls Tennis	0.00	0.00	0.00	0.00	0.00
2311			Transportation - Girls Tennis	-256.36	0.00	0.00	256.36	0.00
2312			Uniforms/Apparel - Girls Tennis	-2,454.00	0.00	0.00	2,454.00	0.00
2313			Misc. Expenditures - Girls Tennis	0.00	0.00	0.00	0.00	0.00
2351			Awards - Girls Track	-688.55	0.00	0.00	688.55	0.00
2352			Camps - Girls Track	0.00	0.00	0.00	0.00	0.00
2353			Entry Fees - Girls Track	75.00	0.00	0.00	-75.00	0.00
2354			Equipment - Girls Track	-838.87	0.00	0.00	838.87	0.00
2355			Lodging - Girls Track	0.00	0.00	0.00	0.00	0.00
2356			Meals - Girls Track	0.00	0.00	0.00	0.00	0.00
2357			Officials - Girls Track	0.00	0.00	0.00	0.00	0.00
2358			Prof. Development - Girls Track	0.00	0.00	0.00	0.00	0.00
2359			Scouting - Girls Track	0.00	0.00	0.00	0.00	0.00
2360			Security - Girls Track	0.00	0.00	0.00	0.00	0.00
2361			Transportation - Girls Track	0.00	0.00	0.00	0.00	0.00

Current Cash Balance

Sorted by Site ID, Group ID, Activity ID.
From 07/01/2020 to 07/31/2020.

Site ID Group ID	Site Name Group Name	Activity ID	Activity Name	Beginning Cash	Receipts	Disbursements	Adjustments	Cash Balance
2362			Uniforms/Apparel - Girls Track	-817.50	0.00	0.00	817.50	0.00
2363			Misc. Expenditures - Girls Track	-1,344.00	0.00	0.00	1,344.00	0.00
2401			Awards - Girls Volleyball	-389.18	0.00	0.00	389.18	0.00
2402			Camps - Girls Volleyball	130.53	1,005.00	429.00	0.00	706.53
2403			Entry Fees - Girls Volleyball	490.00	0.00	0.00	-490.00	0.00
2404			Equipment - Girls Volleyball	-2,186.61	0.00	0.00	2,186.61	0.00
2405			Lodging - Girls Volleyball	0.00	0.00	0.00	0.00	0.00
2406			Meals - Girls Volleyball	-225.00	0.00	0.00	225.00	0.00
2407			Officials - Girls Volleyball	-4,375.00	0.00	0.00	4,375.00	0.00
2408			Prof. Development - Girls Volleyball	0.00	0.00	0.00	0.00	0.00
2409			Scouting - Girls Volleyball	0.00	0.00	0.00	0.00	0.00
2410			Security - Girls Volleyball	0.00	0.00	0.00	0.00	0.00
2411			Transportation - Girls Volleyball	-1,932.61	0.00	0.00	1,932.61	0.00
2412			Uniforms/Apparel - Girls Volleyball	-2,229.61	0.00	0.00	2,229.61	0.00
2413			Misc. Expenditures - Girls Volleyball	-1,632.37	322.95	0.00	1,309.42	0.00
2451			Awards - Girls Softball	-54.52	0.00	0.00	54.52	0.00
2452			Camps - Girls Softball	7,151.65	13,395.00	3,648.08	0.00	16,898.57
2453			Entry Fees - Girls Softball	-125.00	0.00	0.00	125.00	0.00
2454			Equipment - Girls Softball	-2,502.74	0.00	0.00	2,502.74	0.00
2455			Lodging - Girls Softball	-3,598.80	0.00	0.00	3,598.80	0.00
2456			Meals - Girls Softball	-659.34	0.00	0.00	659.34	0.00
2457			Officials - Girls Softball	-2,710.00	0.00	0.00	2,710.00	0.00
2458			Prof. Development - Girls Softball	0.00	0.00	0.00	0.00	0.00
2459			Scouting - Girls Softball	0.00	0.00	0.00	0.00	0.00
2460			Security - Girls Softball	0.00	0.00	0.00	0.00	0.00
2461			Transportation - Girls Softball	-3,451.88	0.00	0.00	3,451.88	0.00
2462			Uniforms/Apparel - Girls Softball	-2,161.25	0.00	0.00	2,161.25	0.00
2463			Misc. Expenditures - Girls Softball	-7,950.00	794.00	0.00	7,156.00	0.00
2464			Softball Advertising	0.00	0.00	0.00	0.00	0.00
2601			Awards-Girls Unified Sports	-28.80	0.00	0.00	28.80	0.00
2602			Camps-Girls Unified Sports	593.24	0.00	0.00	0.00	593.24
2603			Entry Fees-Girls Unified Sports	0.00	0.00	0.00	0.00	0.00
2604			Equipment-Girls Unified Sports	0.00	0.00	0.00	0.00	0.00
2605			Lodging-Girls Unified Sports	0.00	0.00	0.00	0.00	0.00
2606			Meals-Girls Unified Sports	0.00	0.00	0.00	0.00	0.00
2607			Officials-Girls Unified Sports	0.00	0.00	0.00	0.00	0.00
2608			Prof. Development-Girls Unified Sports	0.00	0.00	0.00	0.00	0.00
2609			Scouting-Girls Unified Sports	0.00	0.00	0.00	0.00	0.00
2610			Security-Girls Unified Sports	0.00	0.00	0.00	0.00	0.00
2611			Transportation-Girls Unified Sports	0.00	0.00	0.00	0.00	0.00
2612			Uniforms/Apparel-Girls Unified Sports	-708.57	0.00	0.00	708.57	0.00
2613			Misc. Expenditures-Girls Unified Sports	0.00	0.00	0.00	0.00	0.00
			B Totals:	-50,674.53	17,991.10	5,190.46	59,650.43	21,776.54

Current Cash Balance

Sorted by Site ID, Group ID, Activity ID.
From 07/01/2020 to 07/31/2020.

Site ID Group ID	Site Name Group Name	Activity ID	Activity Name	Beginning Cash	Receipts	Disbursements	Adjustments	Cash Balance
C	Athletics-Boys							
		3007	Officials - Boys	0.00	0.00	0.00	0.00	0.00
		3011	Transportation - Boys	0.00	0.00	0.00	0.00	0.00
		3051	Awards - Boys Basketball	0.00	0.00	0.00	0.00	0.00
		3052	Camps - Boys Basketball	891.97	0.00	0.00	0.00	891.97
		3053	Entry Fees - Boys Basketball	-275.00	0.00	0.00	275.00	0.00
		3054	Equipment - Boys Basketball	-1,038.68	0.00	0.00	1,038.68	0.00
		3055	Lodging - Boys Basketball	0.00	0.00	0.00	0.00	0.00
		3056	Meals - Boys Basketball	-381.86	0.00	0.00	381.86	0.00
		3057	Officials - Boys Basketball	-6,105.00	0.00	0.00	6,105.00	0.00
		3058	Prof. Development - Boys Basketball	0.00	0.00	0.00	0.00	0.00
		3059	Scouting - Boys Basketball	0.00	0.00	0.00	0.00	0.00
		3060	Security - Boys Basketball	-1,100.00	0.00	0.00	1,100.00	0.00
		3061	Transportation - Boys Basketball	-7,336.61	0.00	0.00	7,336.61	0.00
		3062	Uniforms/Apparel - Boys Basketball	-4,406.69	0.00	0.00	4,406.69	0.00
		3063	Misc. Expenditures - Boys Basketball	0.00	0.00	0.00	0.00	0.00
		3101	Awards - Boys Cross Country	-137.19	0.00	0.00	137.19	0.00
		3102	Camps - Boys Cross Country	976.48	0.00	0.00	0.00	976.48
		3103	Entry Fees - Boys Cross Country	390.00	0.00	0.00	-390.00	0.00
		3104	Equipment - Boys Cross Country	0.00	0.00	0.00	0.00	0.00
		3105	Lodging - Boys Cross Country	0.00	0.00	0.00	0.00	0.00
		3106	Meals - Boys Cross Country	0.00	0.00	0.00	0.00	0.00
		3107	Officials - Boys Cross Country	-40.37	0.00	0.00	40.37	0.00
		3108	Prof. Development - Boys Cross Country	0.00	0.00	0.00	0.00	0.00
		3109	Scouting - Boys Cross Country	0.00	0.00	0.00	0.00	0.00
		3110	Security - Boys Cross Country	0.00	0.00	0.00	0.00	0.00
		3111	Transportation - Boys Cross Country	-1,430.60	0.00	0.00	1,430.60	0.00
		3112	Uniforms/Apparel - Boys Cross Country	0.00	0.00	0.00	0.00	0.00
		3113	Misc. Expenditures - Boys Cross Country	-650.00	114.75	0.00	535.25	0.00
		3151	Awards - Boys Golf	0.00	0.00	0.00	0.00	0.00
		3152	Camps - Boys Golf	15.00	0.00	0.00	0.00	15.00
		3153	Entry Fees - Boys Golf	0.00	0.00	0.00	0.00	0.00
		3154	Equipment - Boys Golf	-551.50	0.00	0.00	551.50	0.00
		3155	Lodging - Boys Golf	0.00	0.00	0.00	0.00	0.00
		3156	Meals - Boys Golf	0.00	0.00	0.00	0.00	0.00
		3157	Officials - Boys Golf	0.00	0.00	0.00	0.00	0.00
		3158	Prof. Development - Boys Golf	0.00	0.00	0.00	0.00	0.00
		3159	Scouting - Boys Golf	0.00	0.00	0.00	0.00	0.00
		3160	Security - Boys Golf	0.00	0.00	0.00	0.00	0.00
		3161	Transportation - Boys Golf	0.00	0.00	0.00	0.00	0.00
		3162	Uniforms/Apparel - Boys Golf	0.00	0.00	0.00	0.00	0.00
		3163	Misc. Expenditures - Boys Golf	-1,700.00	0.00	0.00	1,700.00	0.00
		3201	Awards - Boys Soccer	-53.18	0.00	0.00	53.18	0.00
		3202	Camps - Boys Soccer	214.52	0.00	0.00	0.00	214.52
		3203	Entry Fees - Boys Soccer	0.00	0.00	0.00	0.00	0.00

Current Cash Balance

Sorted by Site ID, Group ID, Activity ID.
From 07/01/2020 to 07/31/2020.

Site ID Group ID	Site Name Group Name	Activity ID	Activity Name	Beginning Cash	Receipts	Disbursements	Adjustments	Cash Balance
3204			Equipment - Boys Soccer	-4,165.50	0.00	0.00	4,165.50	0.00
3205			Lodging - Boys Soccer	0.00	0.00	0.00	0.00	0.00
3206			Meals - Boys Soccer	0.00	0.00	0.00	0.00	0.00
3207			Officials - Boys Soccer	0.00	0.00	0.00	0.00	0.00
3208			Prof. Development - Boys Soccer	0.00	0.00	0.00	0.00	0.00
3209			Scouting - Boys Soccer	0.00	0.00	0.00	0.00	0.00
3210			Security - Boys Soccer	0.00	0.00	0.00	0.00	0.00
3211			Transportation - Boys Soccer	0.00	0.00	0.00	0.00	0.00
3212			Uniforms/Apparel - Boys Soccer	-2,403.96	0.00	0.00	2,403.96	0.00
3213			Misc. Expenditures - Boys Soccer	-331.94	0.00	0.00	331.94	0.00
3251			Awards - Boys Swimming	-264.95	0.00	0.00	264.95	0.00
3252			Camps - Boys Swimming	0.00	0.00	0.00	0.00	0.00
3253			Entry Fees - Boys Swimming	385.00	0.00	0.00	-385.00	0.00
3254			Equipment - Boys Swimming	0.00	0.00	0.00	0.00	0.00
3255			Lodging - Boys Swimming	0.00	0.00	0.00	0.00	0.00
3256			Meals - Boys Swimming	-5.00	0.00	0.00	5.00	0.00
3257			Officials - Boys Swimming	-909.55	0.00	0.00	909.55	0.00
3258			Prof. Development - Boys Swimming	0.00	0.00	0.00	0.00	0.00
3259			Scouting - Boys Swimming	0.00	0.00	0.00	0.00	0.00
3260			Security - Boys Swimming	0.00	0.00	0.00	0.00	0.00
3261			Transportation - Boys Swimming	-381.58	0.00	0.00	381.58	0.00
3262			Uniforms/Apparels - Boys Swimming	-163.25	0.00	0.00	163.25	0.00
3263			Misc. Expenditures - Boys Swimming	-440.36	0.00	0.00	440.36	0.00
3301			Awards - Boys Tennis	-48.00	0.00	0.00	48.00	0.00
3302			Camps - Boys Tennis	-49.00	0.00	0.00	49.00	0.00
3303			Entry Fees - Boys Tennis	65.00	0.00	0.00	-65.00	0.00
3304			Equipment - Boys Tennis	-560.00	0.00	0.00	560.00	0.00
3305			Lodging - Boys Tennis	0.00	0.00	0.00	0.00	0.00
3306			Meals - Boys Tennis	0.00	0.00	0.00	0.00	0.00
3307			Officials - Boys Tennis	0.00	0.00	0.00	0.00	0.00
3308			Prof. Development - Boys Tennis	0.00	0.00	0.00	0.00	0.00
3309			Scouting - Boys Tennis	0.00	0.00	0.00	0.00	0.00
3310			Security - Boys Tennis	0.00	0.00	0.00	0.00	0.00
3311			Transportation - Boys Tennis	-2,058.98	0.00	0.00	2,058.98	0.00
3312			Uniforms/Apparel - Boys Tennis	-1,374.00	0.00	0.00	1,374.00	0.00
3313			Misc. Expenditures - Boys Tennis	-130.98	0.00	0.00	130.98	0.00
3351			Awards - Boys Track	-688.55	0.00	0.00	688.55	0.00
3352			Camps - Boys Track	811.05	0.00	59.12	0.00	751.93
3353			Entry Fees - Boys Track	75.00	0.00	0.00	-75.00	0.00
3354			Equipment - Boys Track	-838.85	0.00	0.00	838.85	0.00
3355			Lodging - Boys Track	0.00	0.00	0.00	0.00	0.00
3356			Meals - Boys Track	0.00	0.00	0.00	0.00	0.00
3357			Officials - Boys Track	0.00	0.00	0.00	0.00	0.00
3358			Prof. Development - Boys Track	0.00	0.00	0.00	0.00	0.00
3359			Scouting - Boys Track	0.00	0.00	0.00	0.00	0.00

Current Cash Balance

Sorted by Site ID, Group ID, Activity ID.
From 07/01/2020 to 07/31/2020.

Site ID Group ID	Site Name Group Name	Activity ID	Activity Name	Beginning Cash	Receipts	Disbursements	Adjustments	Cash Balance
3360	Security - Boys Track			0.00	0.00	0.00	0.00	0.00
3361	Transportation - Boys Track			0.00	0.00	0.00	0.00	0.00
3362	Uniforms/Apparel - Boys Track			-612.31	0.00	0.00	612.31	0.00
3363	Misc. Expenditures - Boys Track			-1,344.00	0.00	0.00	1,344.00	0.00
3451	Awards - Boys Baseball			-101.75	0.00	0.00	101.75	0.00
3452	Camps - Boys Baseball			-650.22	0.00	0.00	0.00	-650.22
3453	Entry Fees - Boys Baseball			0.00	0.00	0.00	0.00	0.00
3454	Equipment - Boys Baseball			-7,851.01	0.00	619.83	8,470.84	0.00
3455	Lodging - Boys Baseball			0.00	0.00	0.00	0.00	0.00
3456	Meals - Boys Baseball			0.00	0.00	0.00	0.00	0.00
3457	Officials - Boys Baseball			0.00	0.00	0.00	0.00	0.00
3458	Prof. Development - Boys Baseball			0.00	0.00	0.00	0.00	0.00
3459	Scouting - Boys Baseball			0.00	0.00	0.00	0.00	0.00
3460	Security - Boys Baseball			0.00	0.00	0.00	0.00	0.00
3461	Transportation - Boys Baseball			0.00	0.00	0.00	0.00	0.00
3462	Uniforms/Apparel - Boys Baseball			-4,473.00	0.00	210.00	4,683.00	0.00
3463	Misc. Expenditures - Boys Baseball			-5,834.33	0.00	0.00	5,834.33	0.00
3501	Awards - Boys Football			0.00	0.00	0.00	0.00	0.00
3502	Camps - Boys Football			8,264.88	6,620.00	1,618.59	0.00	13,266.29
3503	Entry Fees - Boys Football			0.00	0.00	0.00	0.00	0.00
3504	Equipment - Boys Football			-30,700.95	0.00	0.00	30,700.95	0.00
3505	Lodging - Boys Football			0.00	0.00	0.00	0.00	0.00
3506	Meals - Boys Football			0.00	0.00	0.00	0.00	0.00
3507	Officials - Boys Football			-6,475.69	0.00	0.00	6,475.69	0.00
3508	Prof. Development - Boys Football			0.00	0.00	0.00	0.00	0.00
3509	Scouting - Boys Football			0.00	0.00	0.00	0.00	0.00
3510	Security - Boys Football			-3,300.00	0.00	0.00	3,300.00	0.00
3511	Transportation - Boys Football			-3,917.00	0.00	0.00	3,917.00	0.00
3512	Uniforms/Apparel - Boys Football			-1,640.16	0.00	0.00	1,640.16	0.00
3515	Misc. Expenditures - Boys Football			0.00	0.00	0.00	0.00	0.00
3551	Awards - Boys Wrestling			-358.36	0.00	0.00	358.36	0.00
3552	Camps - Boys Wrestling			126.82	0.00	0.00	0.00	126.82
3553	Entry Fees - Boys Wrestling			-2,115.00	0.00	0.00	2,115.00	0.00
3554	Equipment - Boys Wrestling			0.00	0.00	0.00	0.00	0.00
3555	Lodging - Boys Wrestling			-672.00	0.00	0.00	672.00	0.00
3556	Meals - Boys Wrestling			-1,445.70	0.00	0.00	1,445.70	0.00
3557	Officials - Boys Wrestling			-2,215.00	0.00	0.00	2,215.00	0.00
3558	Prof. Development - Boys Wrestling			0.00	0.00	0.00	0.00	0.00
3559	Scouting - Boys Wrestling			0.00	0.00	0.00	0.00	0.00
3560	Security - Boys Wrestling			-200.00	0.00	0.00	200.00	0.00
3561	Transportation - Boys Wrestling			-8,136.71	0.00	0.00	8,136.71	0.00
3562	Uniforms/Apparel - Boys Wrestling			135.00	0.00	0.00	-135.00	0.00
3563	Misc. Expenditures - Boys Wrestling			-808.24	0.00	0.00	808.24	0.00
3601	Awards-Boys Unified Sports			-28.80	0.00	0.00	28.80	0.00
3602	Camps-Boys Unified Sports			0.00	0.00	0.00	0.00	0.00

Current Cash Balance

Sorted by Site ID, Group ID, Activity ID.

From 07/01/2020 to 07/31/2020.

Site ID Group ID	Site Name Group Name	Activity ID	Activity Name	Beginning Cash	Receipts	Disbursements	Adjustments	Cash Balance
3603			Entry Fees-Boys Unified Sports	0.00	0.00	0.00	0.00	0.00
3604			Equipment-Boys Unified Sports	0.00	0.00	0.00	0.00	0.00
3605			Lodging-Boys Unified Sports	0.00	0.00	0.00	0.00	0.00
3606			Meals-Boys Unified Sports	0.00	0.00	0.00	0.00	0.00
3607			Officials-Boys Unified Sports	0.00	0.00	0.00	0.00	0.00
3608			Prof. Development-Boys Unified Sports	0.00	0.00	0.00	0.00	0.00
3609			Scouting-Boys Unified Sports	0.00	0.00	0.00	0.00	0.00
3610			Security-Boys Unified Sports	0.00	0.00	0.00	0.00	0.00
3611			Transportation-Boys Unified Sports	0.00	0.00	0.00	0.00	0.00
3612			Uniforms/Apparel-Boys Unified Sports	-802.57	0.00	0.00	802.57	0.00
3613			Misc. Expenditures-Boys Unified Sports	0.00	0.00	0.00	0.00	0.00
C Totals:				-111,353.21	6,734.75	2,507.54	122,718.79	15,592.79

Current Cash Balance

Sorted by Site ID, Group ID, Activity ID.

From 07/01/2020 to 07/31/2020.

Site ID Group ID	Site Name Group Name	Activity ID	Activity Name	Beginning Cash	Receipts	Disbursements	Adjustments	Cash Balance
D	CLUBS AND ORGANIZATIONS							
	4010		40 Assets	0.00	0.00	0.00	0.00	0.00
	4011		Patriot Way Club	-366.28	0.00	0.00	366.28	0.00
	4020		Academic Awards	0.00	0.00	0.00	0.00	0.00
	4040		Art	72.80	0.00	0.00	0.00	72.80
	4050		Astronomy Club	783.56	0.00	0.00	0.00	783.56
	4055		Athletic Trainers Club	1,344.11	0.00	0.00	0.00	1,344.11
	4060		Band	12,845.73	141.00	0.00	-490.31	12,496.42
	4064		Winter Guard	-490.31	0.00	0.00	490.31	0.00
	4065		NSBA	0.00	0.00	0.00	0.00	0.00
	4109		Cheer Uniforms	0.00	0.00	0.00	0.00	0.00
	4110		Cheerleading	12,250.07	0.00	0.00	960.00	13,210.07
	4130		Chess Club	39.10	0.00	0.00	0.00	39.10
	4140		Choir	973.51	1,230.00	0.00	0.00	2,203.51
	4160		Construction	-1,477.80	0.00	0.00	0.00	-1,477.80
	4180		Culinary	1,363.29	0.00	0.00	0.00	1,363.29
	4190		Dance	-2,671.00	0.00	150.00	6,673.75	3,852.75
	4200		Debate Team	1,837.22	0.00	310.04	0.00	1,527.18
	4210		DECA	-4,630.39	0.00	537.31	0.00	-5,167.70
	4215		Diversity	10.04	0.00	0.00	0.00	10.04
	4216		Patriot Pals	30.61	0.00	0.00	0.00	30.61
	4217		Patriot Perk	4,662.60	0.00	0.00	0.00	4,662.60
	4230		Environmental Club	2,244.33	0.00	0.00	0.00	2,244.33
	4240		Fashion Merchandising	5.08	0.00	0.00	0.00	5.08
	4250		FCCLA	0.00	0.00	0.00	0.00	0.00
	4260		FCS Club	0.00	0.00	0.00	0.00	0.00
	4290		Forensics	492.21	0.00	0.00	0.00	492.21
	4300		Foundation/PEMS	0.00	0.00	0.00	0.00	0.00
	4310		French Club	649.35	0.00	0.00	0.00	649.35
	4320		Educators Rising	1,850.88	0.00	0.00	0.00	1,850.88
	4340		German Club	1,300.21	0.00	0.00	0.00	1,300.21
	4350		Graphics	5.00	0.00	0.00	0.00	5.00
	4360		History Club	0.00	0.00	0.00	0.00	0.00
	4365		HOSA	1,227.74	0.00	0.00	0.00	1,227.74
	4380		International Club	0.00	0.00	0.00	0.00	0.00
	4390		Intramurals	1,219.39	0.00	0.00	0.00	1,219.39
	4405		AFJROTC	4,373.50	0.00	46.84	0.00	4,326.66
	4408		AFJROTC Marksmanship	0.00	0.00	0.00	0.00	0.00
	4410		Junior Class	4,927.44	0.00	740.78	0.00	4,186.66
	4450		LEO Club	609.74	0.00	0.00	0.00	609.74
	4460		Literary Magazine	54.82	0.00	0.00	0.00	54.82
	4470		Manufacturing	1,742.67	0.00	0.00	0.00	1,742.67
	4500		Music	0.00	0.00	0.00	0.00	0.00
	4510		National Honor Society	966.51	0.00	0.00	0.00	966.51
	4520		Newspaper	5,900.92	0.00	143.76	0.00	5,757.16

Current Cash Balance

Sorted by Site ID, Group ID, Activity ID.
From 07/01/2020 to 07/31/2020.

Site ID Group ID	Site Name Group Name	Activity ID	Activity Name	Beginning Cash	Receipts	Disbursements	Adjustments	Cash Balance
4530	Orchestra			2,092.81	0.00	819.98	0.00	1,272.83
4550	Patriot Photo			959.39	0.00	0.00	0.00	959.39
4570	Play Production			7,947.28	300.00	125.00	0.00	8,122.28
4600	Robotics & Engineering Club			133.55	0.00	0.00	0.00	133.55
4640	Senior Class			1,135.35	0.00	0.00	0.00	1,135.35
4645	Show Choir			45,527.36	0.00	0.00	0.00	45,527.36
4650	Skills USA			192.04	0.00	0.00	0.00	192.04
4660	Spanish Club			183.70	0.00	0.00	0.00	183.70
4690	Spirit Shop			23,188.89	0.00	0.00	0.00	23,188.89
4710	Student Council			13,719.31	0.00	294.81	-366.28	13,058.22
4760	World Language			724.45	0.00	0.00	0.00	724.45
4770	Yearbook			36,509.22	225.00	0.00	0.00	36,734.22
D Totals:				186,460.00	1,896.00	3,168.52	7,633.75	192,821.23
E	ADMINISTRATIVE CUSTODIAL							
5010	After Prom			0.00	0.00	0.00	0.00	0.00
5020	Fines			5.00	0.00	0.00	-5.00	0.00
5025	Fines - Library Book			561.56	19.42	0.00	0.00	580.98
5027	Fines-Textbooks			33,079.35	41.92	0.00	5.00	33,126.27
5030	Counseling Center			4,335.27	0.00	0.00	2,375.00	6,710.27
5040	Fundraising-General			0.00	0.00	0.00	0.00	0.00
5055	Hall of Fame			476.84	0.00	0.00	0.00	476.84
5060	Hospitality			-78.50	0.00	96.69	175.19	0.00
5070	Library			128.99	0.00	0.00	0.00	128.99
5097	New Frontier			0.00	0.00	0.00	0.00	0.00
5100	Other Adm Custodial			0.00	0.00	0.00	0.00	0.00
5110	Other Student Activities			0.00	0.00	0.00	0.00	0.00
5115	Field Trips-Curriculum Related			0.00	0.00	0.00	0.00	0.00
5130	Parking			61,496.70	20.00	6,343.16	0.00	55,173.54
5135	Patriot Post			0.00	0.00	0.00	0.00	0.00
5140	PayBac			0.00	0.00	0.00	0.00	0.00
5150	Pool Maintenance			7,727.22	1,172.53	0.00	0.00	8,899.75
5160	PSAT Exam			1,706.59	0.00	0.00	0.00	1,706.59
5166	SpEd			122.94	0.00	0.00	0.00	122.94
5167	Student ID Card Fee			1,989.26	0.00	0.00	0.00	1,989.26
5170	Student Notebooks			0.00	0.00	0.00	0.00	0.00
5180	Teacher Fund/Grants			1,517.05	0.00	0.00	0.00	1,517.05
5185	Technology			0.00	0.00	0.00	0.00	0.00
5190	Transcripts			2,370.00	5.00	0.00	-2,375.00	0.00
E Totals:				115,438.27	1,258.87	6,439.85	175.19	110,432.48

Current Cash Balance

Sorted by Site ID, Group ID, Activity ID.
From 07/01/2020 to 07/31/2020.

Site ID Group ID	Site Name Group Name	Activity ID	Activity Name	Beginning Cash	Receipts	Disbursements	Adjustments	Cash Balance
Q	STUDENT FEE FUND							
	7160		Participation Fees - Athletics	37,980.00	0.00	0.00	-37,980.00	0.00
	7170		Participation Fees - Clubs & Orgs	0.00	7,633.75	0.00	-7,633.75	0.00
	7190		Field Trips	0.00	0.00	0.00	0.00	0.00
		Q	Totals:	37,980.00	7,633.75	0.00	-45,613.75	0.00
R	AP/IB EXAMS							
	8010		AP Exams	16,172.84	0.00	0.00	0.00	16,172.84
		R	Totals:	16,172.84	0.00	0.00	0.00	16,172.84
S	ATHLETIC							
	9010		Gate Receipts	108,093.61	0.00	0.00	-108,093.61	0.00
	9020		Cash Reserve	153,884.52	0.00	0.00	-13,001.60	140,882.92
	9030		Concessions	23,904.30	0.00	475.08	-23,429.22	0.00
	9040		Tickets	32,340.00	0.00	0.00	-32,340.00	0.00
	9050		Athletic-General	-31,991.01	0.00	18,843.38	50,834.39	0.00
	9060		Athletic Director	0.00	0.00	0.00	0.00	0.00
	9070		Miscellaneous Receipts	378.89	0.00	0.00	-378.89	0.00
	9080		Fundraising-Athletic	0.00	0.00	0.00	0.00	0.00
	9090		Strength & Conditioning	-97.00	0.00	0.00	97.00	0.00
	9100		Athletic Training	-3,998.19	0.00	0.00	3,998.19	0.00
	9110		Activities	-26,921.18	0.00	0.00	26,921.18	0.00
	9120		Booster Contributions-Girls	24,000.00	0.00	0.00	-24,000.00	0.00
	9130		Booster Contributions-Boys	24,000.00	0.00	0.00	-24,000.00	0.00
	9131		Unified Sports Donations	2,984.52	0.00	0.00	0.00	2,984.52
	9140		Metro Tournament	0.00	0.00	0.00	0.00	0.00
		S	Totals:	306,578.46	0.00	19,318.46	-143,392.56	143,867.44
		SHS	Totals:	510,392.52	36,753.51	38,762.58	0.00	508,383.45

Current Cash Balance

Sorted by Site ID, Group ID, Activity ID.
From 07/01/2020 to 07/31/2020.

Site ID	Site Name						
Group ID	Group Name						
Activity ID	Activity Name	Beginning Cash	Receipts	Disbursements	Adjustments	Cash Balance	
WHS	Millard West High School						
A	ACTIVITY GENERAL						
1010	General Admin	4,490.80	0.00	284.61	0.00	4,206.19	
1016	Rev Trak Fees	-43.35	2.89	0.00	0.00	-40.46	
1017	Returned Checks	-619.89	0.00	0.00	0.00	-619.89	
1018	School Pay Fees	0.00	0.00	0.00	0.00	0.00	
1025	Savings	-241,700.07	0.00	61.59	0.00	-241,761.66	
1030	Staff Vending	-1,953.50	0.00	0.00	0.00	-1,953.50	
1035	Student Vending	0.00	0.00	0.00	0.00	0.00	
1040	Donations	12,120.16	0.00	0.00	0.00	12,120.16	
1050	Projects/Support	5,459.19	0.00	0.00	0.00	5,459.19	
1070	Start Up Cash	4,043.30	0.00	0.00	0.00	4,043.30	
1090	Other Revenue	2,238.30	61.59	0.00	0.00	2,299.89	
1100	Damage & Loss Property	78.20	0.00	0.00	0.00	78.20	
1105	Laptop Insurance	0.00	0.00	0.00	0.00	0.00	
1106	Laptop Loss/Damage	401.00	0.00	-48.00	0.00	449.00	
1110	Extracurr Transportation	0.00	0.00	0.00	0.00	0.00	
1120	Equipment Replacement/Repair	0.00	0.00	0.00	0.00	0.00	
1130	Building Maintenance	0.00	0.00	0.00	0.00	0.00	
1140	Student Recognition Incentive	0.00	0.00	0.00	0.00	0.00	
1150	Capital Outlay	0.00	0.00	0.00	0.00	0.00	
1170	Wellness	0.00	0.00	0.00	0.00	0.00	
	A Totals:	-215,485.86	64.48	298.20	0.00	-215,719.58	

Current Cash Balance

Sorted by Site ID, Group ID, Activity ID.
From 07/01/2020 to 07/31/2020.

Site ID Group ID	Site Name Group Name	Activity ID	Activity Name	Beginning Cash	Receipts	Disbursements	Adjustments	Cash Balance
B	Athletics-Girls							
		2051	Awards - Girls Basketball	-39.00	0.00	0.00	0.00	-39.00
		2052	Camps - Girls Basketball	4,282.15	775.00	558.60	0.00	4,498.55
		2053	Entry Fees - Girls Basketball	-220.00	0.00	0.00	0.00	-220.00
		2054	Equipment - Girls Basketball	-1,027.91	0.00	0.00	0.00	-1,027.91
		2055	Lodging - Girls Basketball	0.00	0.00	0.00	0.00	0.00
		2056	Meals - Girls Basketball	0.00	0.00	0.00	0.00	0.00
		2057	Officials - Girls Basketball	-4,673.00	0.00	-64.66	0.00	-4,608.34
		2058	Prof. Development - Girls Basketball	0.00	0.00	0.00	0.00	0.00
		2059	Scouting - Girls Basketball	0.00	0.00	0.00	0.00	0.00
		2060	Security - Girls Basketball	-660.00	0.00	0.00	0.00	-660.00
		2061	Transportation - Girls Basketball	-4,577.82	0.00	0.00	0.00	-4,577.82
		2062	Uniforms/Apparel - Girls Basketball	0.00	0.00	0.00	0.00	0.00
		2063	Misc. Expenditures - Girls Basketball	0.00	0.00	0.00	0.00	0.00
		2101	Awards - Girls Cross Country	-286.24	0.00	0.00	0.00	-286.24
		2102	Camps - Girls Cross Country	214.99	0.00	0.00	0.00	214.99
		2103	Entry Fees - Girls Cross Country	55.00	0.00	0.00	0.00	55.00
		2104	Equipment - Girls Cross Country	0.00	0.00	0.00	0.00	0.00
		2105	Lodging - Girls Cross Country	0.00	0.00	0.00	0.00	0.00
		2106	Meals - Girls Cross Country	0.00	0.00	0.00	0.00	0.00
		2107	Officials - Girls Cross Country	0.00	0.00	0.00	0.00	0.00
		2108	Prof. Development - Girls Cross Country	0.00	0.00	0.00	0.00	0.00
		2109	Scouting - Girls Cross Country	0.00	0.00	0.00	0.00	0.00
		2110	Security - Girls Cross Country	0.00	0.00	0.00	0.00	0.00
		2111	Transportation - Girls Cross Country	0.00	0.00	0.00	0.00	0.00
		2112	Uniforms/Apparel - Girls Cross Country	0.00	0.00	0.00	0.00	0.00
		2113	Misc. Expenditures - Girls Cross Country	-595.00	0.00	0.00	0.00	-595.00
		2151	Awards - Girls Golf	-28.32	0.00	0.00	0.00	-28.32
		2152	Camps - Girls Golf	615.04	0.00	0.00	0.00	615.04
		2153	Entry Fees - Girls Golf	0.00	0.00	0.00	0.00	0.00
		2154	Equipment - Girls Golf	-48.50	0.00	672.00	0.00	-720.50
		2155	Lodging - Girls Golf	0.00	0.00	0.00	0.00	0.00
		2156	Meals - Girls Golf	0.00	0.00	0.00	0.00	0.00
		2157	Officials - Girls Golf	0.00	0.00	0.00	0.00	0.00
		2158	Prof. Development - Girls Golf	0.00	0.00	0.00	0.00	0.00
		2159	Scouting - Girls Golf	0.00	0.00	0.00	0.00	0.00
		2160	Security - Girls Golf	0.00	0.00	0.00	0.00	0.00
		2161	Transportation - Girls Golf	0.00	0.00	0.00	0.00	0.00
		2162	Uniforms/Apparel - Girls Golf	0.00	0.00	0.00	0.00	0.00
		2163	Misc. Expenditures - Girls Golf	0.00	0.00	0.00	0.00	0.00
		2201	Awards - Girls Soccer	0.00	0.00	0.00	0.00	0.00
		2202	Camps - Girls Soccer	5,937.03	0.00	0.00	0.00	5,937.03
		2203	Entry Fees - Girls Soccer	0.00	0.00	0.00	0.00	0.00
		2204	Equipment - Girls Soccer	-50.00	0.00	0.00	0.00	-50.00
		2205	Lodging - Girls Soccer	0.00	0.00	0.00	0.00	0.00

Current Cash Balance

Sorted by Site ID, Group ID, Activity ID.
From 07/01/2020 to 07/31/2020.

Site ID Group ID	Site Name Group Name	Activity ID	Activity Name	Beginning Cash	Receipts	Disbursements	Adjustments	Cash Balance
2206			Meals - Girls Soccer	0.00	0.00	0.00	0.00	0.00
2207			Officials - Girls Soccer	0.00	0.00	0.00	0.00	0.00
2208			Prof. Development - Girls Soccer	0.00	0.00	0.00	0.00	0.00
2209			Scouting - Girls Soccer	0.00	0.00	0.00	0.00	0.00
2210			Security - Girls Soccer	0.00	0.00	0.00	0.00	0.00
2211			Transportation - Girls Soccer	0.00	0.00	0.00	0.00	0.00
2212			Uniforms/Apparel - Girls Soccer	0.00	0.00	0.00	0.00	0.00
2213			Misc. Expenditures - Girls Soccer	-46.27	0.00	0.00	0.00	-46.27
2251			Awards - Girls Swimming	-13.50	0.00	0.00	0.00	-13.50
2252			Camps - Girls Swimming	11,560.40	0.00	36.47	0.00	11,523.93
2253			Entry Fees - Girls Swimming	-405.00	0.00	0.00	0.00	-405.00
2254			Equipment - Girls Swimming	0.00	0.00	0.00	0.00	0.00
2255			Lodging - Girls Swimming	0.00	0.00	0.00	0.00	0.00
2256			Meals - Girls Swimming	0.00	0.00	0.00	0.00	0.00
2257			Officials - Girls Swimming	-410.00	0.00	0.00	0.00	-410.00
2258			Prof. Development - Girls Swimming	0.00	0.00	0.00	0.00	0.00
2259			Scouting - Girls Swimming	0.00	0.00	0.00	0.00	0.00
2260			Security - Girls Swimming	0.00	0.00	0.00	0.00	0.00
2261			Transportation - Girls Swimming	-759.12	0.00	0.00	0.00	-759.12
2262			Uniforms/Apparel - Girls Swimming	0.00	0.00	0.00	0.00	0.00
2263			Misc. Expenditures - Girls Swimming	-602.75	0.00	0.00	0.00	-602.75
2301			Awards - Girls Tennis	-99.86	0.00	0.00	0.00	-99.86
2302			Camps - Girls Tennis	11,201.39	2,576.57	1,846.74	0.00	11,931.22
2303			Entry Fees - Girls Tennis	0.00	0.00	0.00	0.00	0.00
2304			Equipment - Girls Tennis	-632.00	0.00	0.00	0.00	-632.00
2305			Lodging - Girls Tennis	0.00	0.00	0.00	0.00	0.00
2306			Meals - Girls Tennis	0.00	0.00	0.00	0.00	0.00
2307			Officials - Girls Tennis	0.00	0.00	0.00	0.00	0.00
2308			Prof. Development - Girls Tennis	0.00	0.00	0.00	0.00	0.00
2309			Scouting - Girls Tennis	0.00	0.00	0.00	0.00	0.00
2310			Security - Girls Tennis	0.00	0.00	0.00	0.00	0.00
2311			Transportation - Girls Tennis	0.00	0.00	0.00	0.00	0.00
2312			Uniforms/Apparel - Girls Tennis	0.00	0.00	0.00	0.00	0.00
2313			Misc. Expenditures - Girls Tennis	-46.28	0.00	0.00	0.00	-46.28
2351			Awards - Girls Track	-342.59	0.00	0.00	0.00	-342.59
2352			Camps - Girls Track	1,446.25	0.00	0.00	0.00	1,446.25
2353			Entry Fees - Girls Track	-100.00	0.00	0.00	0.00	-100.00
2354			Equipment - Girls Track	-2,529.38	0.00	0.00	0.00	-2,529.38
2355			Lodging - Girls Track	0.00	0.00	0.00	0.00	0.00
2356			Meals - Girls Track	0.00	0.00	0.00	0.00	0.00
2357			Officials - Girls Track	0.00	0.00	0.00	0.00	0.00
2358			Prof. Development - Girls Track	0.00	0.00	0.00	0.00	0.00
2359			Scouting - Girls Track	0.00	0.00	0.00	0.00	0.00
2360			Security - Girls Track	0.00	0.00	0.00	0.00	0.00
2361			Transportation - Girls Track	-125.00	0.00	0.00	0.00	-125.00

Current Cash Balance

Sorted by Site ID, Group ID, Activity ID.
From 07/01/2020 to 07/31/2020.

Site ID Group ID	Site Name Group Name	Activity ID	Activity Name	Beginning Cash	Receipts	Disbursements	Adjustments	Cash Balance
2362			Uniforms/Apparel - Girls Track	0.00	0.00	0.00	0.00	0.00
2363			Misc. Expenditures - Girls Track	-58.77	0.00	-12.50	0.00	-46.27
2401			Awards - Girls Volleyball	-44.72	0.00	9.50	0.00	-54.22
2402			Camps - Girls Volleyball	12,984.09	0.00	-12.84	0.00	12,996.93
2403			Entry Fees - Girls Volleyball	0.00	0.00	-100.00	0.00	100.00
2404			Equipment - Girls Volleyball	-744.00	0.00	0.00	0.00	-744.00
2405			Lodging - Girls Volleyball	0.00	0.00	0.00	0.00	0.00
2406			Meals - Girls Volleyball	-300.00	0.00	0.00	0.00	-300.00
2407			Officials - Girls Volleyball	-2,591.00	0.00	0.00	0.00	-2,591.00
2408			Prof. Development - Girls Volleyball	0.00	0.00	0.00	0.00	0.00
2409			Scouting - Girls Volleyball	0.00	0.00	0.00	0.00	0.00
2410			Security - Girls Volleyball	0.00	0.00	0.00	0.00	0.00
2411			Transportation - Girls Volleyball	0.00	0.00	0.00	0.00	0.00
2412			Uniforms/Apparel - Girls Volleyball	0.00	0.00	0.00	0.00	0.00
2413			Misc. Expenditures - Girls Volleyball	-14.00	0.00	0.00	0.00	-14.00
2451			Awards - Girls Softball	-24.50	0.00	0.00	0.00	-24.50
2452			Camps - Girls Softball	8,538.73	590.00	800.00	0.00	8,328.73
2453			Entry Fees - Girls Softball	0.00	0.00	0.00	0.00	0.00
2454			Equipment - Girls Softball	0.00	0.00	0.00	0.00	0.00
2455			Lodging - Girls Softball	0.00	0.00	0.00	0.00	0.00
2456			Meals - Girls Softball	0.00	0.00	0.00	0.00	0.00
2457			Officials - Girls Softball	0.00	0.00	0.00	0.00	0.00
2458			Prof. Development - Girls Softball	-161.48	0.00	0.00	0.00	-161.48
2459			Scouting - Girls Softball	0.00	0.00	0.00	0.00	0.00
2460			Security - Girls Softball	0.00	0.00	0.00	0.00	0.00
2461			Transportation - Girls Softball	0.00	0.00	0.00	0.00	0.00
2462			Uniforms/Apparel - Girls Softball	0.00	0.00	0.00	0.00	0.00
2463			Misc. Expenditures - Girls Softball	0.00	0.00	0.00	0.00	0.00
2501			Awards-Girls Bowling	0.00	0.00	0.00	0.00	0.00
2502			Camps-Girls Bowling	0.00	0.00	0.00	0.00	0.00
2503			Entry Fees-Girls Bowling	0.00	0.00	0.00	0.00	0.00
2504			Equipment-Girls Bowling	0.00	0.00	0.00	0.00	0.00
2505			Lodging-Girls Bowling	0.00	0.00	0.00	0.00	0.00
2506			Meals-Girls Bowling	0.00	0.00	0.00	0.00	0.00
2507			Officials-Girls Bowling	0.00	0.00	0.00	0.00	0.00
2508			Professional Development-Girls Bowling	0.00	0.00	0.00	0.00	0.00
2509			Scouting-Girls Bowling	0.00	0.00	0.00	0.00	0.00
2510			Security-Girls Bowling	0.00	0.00	0.00	0.00	0.00
2511			Transportation-Girls Bowling	0.00	0.00	0.00	0.00	0.00
2512			Uniforms/Apparel-Girls Bowling	0.00	0.00	0.00	0.00	0.00
2513			Misc. Expenditures-Girls Bowling	0.00	0.00	0.00	0.00	0.00
2601			Awards-Girls Unified Sports	-52.37	0.00	0.00	0.00	-52.37
2602			Camps-Girls Unified Sports	845.02	0.00	0.00	0.00	845.02
2603			Entry Fees-Girls Unified Sports	-70.00	0.00	0.00	0.00	-70.00
2604			Equipment-Girls Unified Sports	0.00	0.00	0.00	0.00	0.00

Current Cash Balance

Sorted by Site ID, Group ID, Activity ID.
From 07/01/2020 to 07/31/2020.

Site ID Group ID	Site Name Group Name		Beginning Cash	Receipts	Disbursements	Adjustments	Cash Balance
2605	Lodging-Girls Unified Sports		0.00	0.00	0.00	0.00	0.00
2606	Meals-Girls Unified Sports		0.00	0.00	0.00	0.00	0.00
2607	Officials-Girls Unified Sports		0.00	0.00	0.00	0.00	0.00
2608	Prof. Development-Girls Unified Sports		0.00	0.00	0.00	0.00	0.00
2609	Scouting-Girls Unified Sports		0.00	0.00	0.00	0.00	0.00
2610	Security-Girls Unified Sports		0.00	0.00	0.00	0.00	0.00
2611	Transportation-Girls Unified Sports		0.00	0.00	0.00	0.00	0.00
2612	Uniforms/Apparel-Girls Unified Sports		0.00	0.00	0.00	0.00	0.00
2613	Misc. Expenditures-Girls Unified Sports		0.00	0.00	0.00	0.00	0.00
B Totals:			35,301.71	3,941.57	3,733.31	0.00	35,509.97

Current Cash Balance

Sorted by Site ID, Group ID, Activity ID.
From 07/01/2020 to 07/31/2020.

Site ID Group ID	Site Name Group Name	Activity ID	Activity Name	Beginning Cash	Receipts	Disbursements	Adjustments	Cash Balance
C	Athletics-Boys							
		3012	Uniforms/Apparel - Boys	0.00	0.00	0.00	0.00	0.00
		3051	Awards - Boys Basketball	-10.50	0.00	0.00	0.00	-10.50
		3052	Camps - Boys Basketball	1,697.83	29,624.96	5,616.50	4,810.00	30,516.29
		3053	Entry Fees - Boys Basketball	-300.00	0.00	0.00	0.00	-300.00
		3054	Equipment - Boys Basketball	-4,364.50	0.00	0.00	0.00	-4,364.50
		3055	Lodging - Boys Basketball	0.00	0.00	0.00	0.00	0.00
		3056	Meals - Boys Basketball	0.00	0.00	0.00	0.00	0.00
		3057	Officials - Boys Basketball	-5,100.00	0.00	-100.00	0.00	-5,000.00
		3058	Prof. Development - Boys Basketball	0.00	0.00	0.00	0.00	0.00
		3059	Scouting - Boys Basketball	0.00	0.00	0.00	0.00	0.00
		3060	Security - Boys Basketball	-1,060.00	0.00	0.00	0.00	-1,060.00
		3061	Transportation - Boys Basketball	-5,107.83	0.00	0.00	0.00	-5,107.83
		3062	Uniforms/Apparel - Boys Basketball	-4,500.00	0.00	0.00	0.00	-4,500.00
		3063	Misc. Expenditures - Boys Basketball	0.00	0.00	0.00	0.00	0.00
		3101	Awards - Boys Cross Country	-286.24	0.00	0.00	0.00	-286.24
		3102	Camps - Boys Cross Country	215.00	0.00	0.00	0.00	215.00
		3103	Entry Fees - Boys Cross Country	0.00	0.00	0.00	0.00	0.00
		3104	Equipment - Boys Cross Country	0.00	0.00	0.00	0.00	0.00
		3105	Lodging - Boys Cross Country	0.00	0.00	0.00	0.00	0.00
		3106	Meals - Boys Cross Country	0.00	0.00	0.00	0.00	0.00
		3107	Officials - Boys Cross Country	0.00	0.00	0.00	0.00	0.00
		3108	Prof. Development - Boys Cross Country	0.00	0.00	0.00	0.00	0.00
		3109	Scouting - Boys Cross Country	0.00	0.00	0.00	0.00	0.00
		3110	Security - Boys Cross Country	0.00	0.00	0.00	0.00	0.00
		3111	Transportation - Boys Cross Country	0.00	0.00	0.00	0.00	0.00
		3112	Uniforms/Apparel - Boys Cross Country	0.00	0.00	0.00	0.00	0.00
		3113	Misc. Expenditures - Boys Cross Country	-595.00	0.00	0.00	0.00	-595.00
		3151	Awards - Boys Golf	-28.32	0.00	0.00	0.00	-28.32
		3152	Camps - Boys Golf	1,854.47	0.00	0.00	0.00	1,854.47
		3153	Entry Fees - Boys Golf	-185.00	0.00	0.00	0.00	-185.00
		3154	Equipment - Boys Golf	-1,080.00	0.00	0.00	0.00	-1,080.00
		3155	Lodging - Boys Golf	0.00	0.00	0.00	0.00	0.00
		3156	Meals - Boys Golf	0.00	0.00	0.00	0.00	0.00
		3157	Officials - Boys Golf	0.00	0.00	0.00	0.00	0.00
		3158	Prof. Development - Boys Golf	0.00	0.00	0.00	0.00	0.00
		3159	Scouting - Boys Golf	0.00	0.00	0.00	0.00	0.00
		3160	Security - Boys Golf	0.00	0.00	0.00	0.00	0.00
		3161	Transportation - Boys Golf	0.00	0.00	0.00	0.00	0.00
		3162	Uniforms/Apparel - Boys Golf	0.00	0.00	0.00	0.00	0.00
		3163	Misc. Expenditures - Boys Golf	0.00	0.00	0.00	0.00	0.00
		3201	Awards - Boys Soccer	0.00	0.00	0.00	0.00	0.00
		3202	Camps - Boys Soccer	404.96	0.00	0.00	0.00	404.96
		3203	Entry Fees - Boys Soccer	0.00	0.00	0.00	0.00	0.00
		3204	Equipment - Boys Soccer	0.00	0.00	0.00	0.00	0.00

Current Cash Balance

Sorted by Site ID, Group ID, Activity ID.
From 07/01/2020 to 07/31/2020.

Site ID Group ID	Site Name Group Name	Activity ID	Activity Name	Beginning Cash	Receipts	Disbursements	Adjustments	Cash Balance
3205			Lodging - Boys Soccer	0.00	0.00	0.00	0.00	0.00
3206			Meals - Boys Soccer	0.00	0.00	0.00	0.00	0.00
3207			Officials - Boys Soccer	0.00	0.00	0.00	0.00	0.00
3208			Prof. Development - Boys Soccer	0.00	0.00	0.00	0.00	0.00
3209			Scouting - Boys Soccer	0.00	0.00	0.00	0.00	0.00
3210			Security - Boys Soccer	0.00	0.00	0.00	0.00	0.00
3211			Transportation - Boys Soccer	0.00	0.00	0.00	0.00	0.00
3212			Uniforms/Apparel - Boys Soccer	-4,593.96	0.00	0.00	0.00	-4,593.96
3213			Misc. Expenditures - Boys Soccer	-46.27	0.00	0.00	0.00	-46.27
3251			Awards - Boys Swimming	-13.50	0.00	0.00	0.00	-13.50
3252			Camps - Boys Swimming	11,560.38	0.00	36.47	0.00	11,523.91
3253			Entry Fees - Boys Swimming	-315.00	0.00	0.00	0.00	-315.00
3254			Equipment - Boys Swimming	0.00	0.00	0.00	0.00	0.00
3255			Lodging - Boys Swimming	0.00	0.00	0.00	0.00	0.00
3256			Meals - Boys Swimming	0.00	0.00	0.00	0.00	0.00
3257			Officials - Boys Swimming	-410.00	0.00	0.00	0.00	-410.00
3258			Prof. Development - Boys Swimming	0.00	0.00	0.00	0.00	0.00
3259			Scouting - Boys Swimming	0.00	0.00	0.00	0.00	0.00
3260			Security - Boys Swimming	0.00	0.00	0.00	0.00	0.00
3261			Transportation - Boys Swimming	-759.14	0.00	0.00	0.00	-759.14
3262			Uniforms/Apparels - Boys Swimming	0.00	0.00	0.00	0.00	0.00
3263			Misc. Expenditures - Boys Swimming	-602.75	0.00	0.00	0.00	-602.75
3301			Awards - Boys Tennis	-137.36	0.00	0.00	0.00	-137.36
3302			Camps - Boys Tennis	3,880.33	2,576.58	1,846.74	0.00	4,610.17
3303			Entry Fees - Boys Tennis	513.33	0.00	0.00	0.00	513.33
3304			Equipment - Boys Tennis	0.00	0.00	0.00	0.00	0.00
3305			Lodging - Boys Tennis	0.00	0.00	0.00	0.00	0.00
3306			Meals - Boys Tennis	-211.21	0.00	0.00	0.00	-211.21
3307			Officials - Boys Tennis	0.00	0.00	0.00	0.00	0.00
3308			Prof. Development - Boys Tennis	0.00	0.00	0.00	0.00	0.00
3309			Scouting - Boys Tennis	0.00	0.00	0.00	0.00	0.00
3310			Security - Boys Tennis	0.00	0.00	0.00	0.00	0.00
3311			Transportation - Boys Tennis	0.00	0.00	0.00	0.00	0.00
3312			Uniforms/Apparel - Boys Tennis	0.00	0.00	0.00	0.00	0.00
3313			Misc. Expenditures - Boys Tennis	-480.13	0.00	0.00	0.00	-480.13
3351			Awards - Boys Track	-342.59	0.00	0.00	0.00	-342.59
3352			Camps - Boys Track	697.55	0.00	0.00	0.00	697.55
3353			Entry Fees - Boys Track	-100.00	0.00	0.00	0.00	-100.00
3354			Equipment - Boys Track	0.00	0.00	0.00	0.00	0.00
3355			Lodging - Boys Track	0.00	0.00	0.00	0.00	0.00
3356			Meals - Boys Track	0.00	0.00	0.00	0.00	0.00
3357			Officials - Boys Track	0.00	0.00	0.00	0.00	0.00
3358			Prof. Development - Boys Track	0.00	0.00	0.00	0.00	0.00
3359			Scouting - Boys Track	0.00	0.00	0.00	0.00	0.00
3360			Security - Boys Track	0.00	0.00	0.00	0.00	0.00

Current Cash Balance

Sorted by Site ID, Group ID, Activity ID.
From 07/01/2020 to 07/31/2020.

Site ID Group ID	Site Name Group Name	Activity ID	Activity Name	Beginning Cash	Receipts	Disbursements	Adjustments	Cash Balance
3361			Transportation - Boys Track	-125.00	0.00	0.00	0.00	-125.00
3362			Uniforms/Apparel - Boys Track	0.00	0.00	0.00	0.00	0.00
3363			Misc. Expenditures - Boys Track	-58.77	0.00	-12.50	0.00	-46.27
3401			Awards-Boys Bowling	0.00	0.00	0.00	0.00	0.00
3402			Camps-Boys Bowling	0.00	0.00	0.00	0.00	0.00
3403			Entry Fees-Boys Bowling	0.00	0.00	0.00	0.00	0.00
3404			Equipment-Boys Bowling	0.00	0.00	0.00	0.00	0.00
3405			Lodging-Boys Bowling	0.00	0.00	0.00	0.00	0.00
3406			Meals-Boys Bowling	0.00	0.00	0.00	0.00	0.00
3407			Officials-Boys Bowling	0.00	0.00	0.00	0.00	0.00
3408			Prof. Development-Boys Bowling	0.00	0.00	0.00	0.00	0.00
3409			Scouting-Boys Bowling	0.00	0.00	0.00	0.00	0.00
3410			Security-Boys Bowling	0.00	0.00	0.00	0.00	0.00
3411			Transportation-Boys Bowling	0.00	0.00	0.00	0.00	0.00
3412			Uniforms/Apparel-Boys Bowling	0.00	0.00	0.00	0.00	0.00
3413			Misc. Expenditures-Boys Bowling	0.00	0.00	0.00	0.00	0.00
3451			Awards - Boys Baseball	-149.77	0.00	0.00	0.00	-149.77
3452			Camps - Boys Baseball	3,849.41	0.00	0.00	0.00	3,849.41
3453			Entry Fees - Boys Baseball	0.00	0.00	0.00	0.00	0.00
3454			Equipment - Boys Baseball	0.00	0.00	0.00	0.00	0.00
3455			Lodging - Boys Baseball	0.00	0.00	0.00	0.00	0.00
3456			Meals - Boys Baseball	0.00	0.00	0.00	0.00	0.00
3457			Officials - Boys Baseball	0.00	0.00	0.00	0.00	0.00
3458			Prof. Development - Boys Baseball	0.00	0.00	0.00	0.00	0.00
3459			Scouting - Boys Baseball	0.00	0.00	0.00	0.00	0.00
3460			Security - Boys Baseball	0.00	0.00	0.00	0.00	0.00
3461			Transportation - Boys Baseball	-148.98	0.00	0.00	0.00	-148.98
3462			Uniforms/Apparel - Boys Baseball	40.00	0.00	0.00	0.00	40.00
3463			Misc. Expenditures - Boys Baseball	26,340.72	0.00	15,686.27	0.00	10,654.45
3501			Awards - Boys Football	0.00	0.00	0.00	0.00	0.00
3502			Camps - Boys Football	4,790.91	0.00	1,760.00	0.00	3,030.91
3503			Entry Fees - Boys Football	0.00	0.00	0.00	0.00	0.00
3504			Equipment - Boys Football	-16,100.04	0.00	476.07	0.00	-16,576.11
3505			Lodging - Boys Football	0.00	0.00	0.00	0.00	0.00
3506			Meals - Boys Football	0.00	0.00	0.00	0.00	0.00
3507			Officials - Boys Football	-6,578.00	0.00	-90.00	0.00	-6,488.00
3508			Prof. Development - Boys Football	0.00	0.00	0.00	0.00	0.00
3509			Scouting - Boys Football	0.00	0.00	0.00	0.00	0.00
3510			Security - Boys Football	-3,600.00	0.00	0.00	0.00	-3,600.00
3511			Transportation - Boys Football	0.00	0.00	0.00	0.00	0.00
3512			Uniforms/Apparel - Boys Football	775.00	0.00	0.00	0.00	775.00
3513			Misc Expenditures-Boys Football	-1,386.14	0.00	0.00	0.00	-1,386.14
3551			Awards - Boys Wrestling	-283.15	0.00	0.00	0.00	-283.15
3552			Camps - Boys Wrestling	377.64	0.00	0.00	0.00	377.64
3553			Entry Fees - Boys Wrestling	-495.00	0.00	0.00	0.00	-495.00

Current Cash Balance

Sorted by Site ID, Group ID, Activity ID.
From 07/01/2020 to 07/31/2020.

Site ID Group ID	Site Name Group Name		Beginning Cash	Receipts	Disbursements	Adjustments	Cash Balance
Activity ID	Activity Name						
3554	Equipment - Boys Wrestling		-380.76	0.00	0.00	0.00	-380.76
3555	Lodging - Boys Wrestling		0.00	0.00	0.00	0.00	0.00
3556	Meals - Boys Wrestling		0.00	0.00	0.00	0.00	0.00
3557	Officials - Boys Wrestling		-2,740.00	0.00	0.00	0.00	-2,740.00
3558	Prof. Development - Boys Wrestling		-322.96	0.00	0.00	0.00	-322.96
3559	Scouting - Boys Wrestling		0.00	0.00	0.00	0.00	0.00
3560	Security - Boys Wrestling		-200.00	0.00	0.00	0.00	-200.00
3561	Transportation - Boys Wrestling		-6,262.05	67.98	0.00	0.00	-6,194.07
3562	Uniforms/Apparel - Boys Wrestling		0.00	0.00	0.00	0.00	0.00
3563	Misc. Expenditures - Boys Wrestling		-450.00	0.00	0.00	0.00	-450.00
3564	Wrestling-Metro Coaches Association		0.00	0.00	0.00	0.00	0.00
3601	Awards-Boys Unified Sports		-52.36	0.00	0.00	0.00	-52.36
3602	Camps-Boys Unified Sports		794.99	0.00	0.00	0.00	794.99
3603	Entry Fees-Boys Unified Sports		-70.00	0.00	0.00	0.00	-70.00
3604	Equipment-Boys Unified Sports		0.00	0.00	0.00	0.00	0.00
3605	Lodging-Boys Unified Sports		0.00	0.00	0.00	0.00	0.00
3606	Meals-Boys Unified Sports		0.00	0.00	0.00	0.00	0.00
3607	Officials-Boys Unified Sports		0.00	0.00	0.00	0.00	0.00
3608	Prof. Development-Boys Unified Sports		0.00	0.00	0.00	0.00	0.00
3609	Scouting-Boys Unified Sports		0.00	0.00	0.00	0.00	0.00
3610	Security-Boys Unified Sports		0.00	0.00	0.00	0.00	0.00
3611	Transportation-Boys Unified Sports		0.00	0.00	0.00	0.00	0.00
3612	Uniforms/Apparel-Boys Unified Sports		0.00	0.00	0.00	0.00	0.00
3613	Misc. Expenditures-Boys Unified Sports		0.00	0.00	0.00	0.00	0.00
C Totals:			-12,239.76	32,269.52	25,219.55	4,810.00	-379.79

Current Cash Balance

Sorted by Site ID, Group ID, Activity ID.
From 07/01/2020 to 07/31/2020.

Site ID Group ID	Site Name Group Name	Activity ID	Activity Name	Beginning Cash	Receipts	Disbursements	Adjustments	Cash Balance
D	CLUBS AND ORGANIZATIONS							
	4010		40 Assets	0.00	0.00	0.00	0.00	0.00
	4012		Wildcat Service Club	187.32	0.00	0.00	0.00	187.32
	4030		Interact Club	0.00	0.00	0.00	0.00	0.00
	4040		Art	8,936.40	0.00	0.00	0.00	8,936.40
	4060		Band	-1,982.73	383.73	732.66	0.00	-2,331.66
	4061		Band Uniforms	1,116.59	0.00	0.00	1,539.00	2,655.59
	4062		Band Trip	3,250.23	0.00	0.00	0.00	3,250.23
	4110		Cheerleading	-9,026.50	0.00	1,704.28	12,300.00	1,569.22
	4111		Cheerleading-Varsity	-48.99	0.00	2,820.18	2,183.04	-686.13
	4112		Cheerleading-JV	429.48	0.00	403.02	0.00	26.46
	4113		Cheerleading-Freshman	255.31	0.00	509.49	1,616.60	1,362.42
	4115		Uniforms-Cheer/Dance	0.00	0.00	0.00	0.00	0.00
	4140		Choir	-497.00	0.00	0.00	0.00	-497.00
	4141		Choir Trip	0.00	0.00	0.00	0.00	0.00
	4160		Construction	6,978.67	0.00	0.00	0.00	6,978.67
	4180		Culinary	1,414.89	0.00	0.00	0.00	1,414.89
	4185		Cycling	2,270.66	0.00	1,350.00	0.00	920.66
	4190		Dance	4,435.47	1,250.00	1,705.12	1,650.00	5,630.35
	4200		Debate Team	-3,227.19	0.00	-231.00	0.00	-2,996.19
	4210		DECA	0.00	0.00	0.00	0.00	0.00
	4214		Unified Activities	23,758.99	0.00	0.00	0.00	23,758.99
	4215		Diversity	0.00	0.00	0.00	0.00	0.00
	4220		Drama Club	4,623.75	0.00	0.00	0.00	4,623.75
	4224		Computer Club	1,044.84	0.00	0.00	0.00	1,044.84
	4225		Engineering	878.80	0.00	0.00	0.00	878.80
	4230		Environmental Club	1,242.54	0.00	0.00	0.00	1,242.54
	4250		FCCLA	4,478.35	0.00	0.00	0.00	4,478.35
	4251		FCCLA District 3	1,617.29	0.00	0.00	0.00	1,617.29
	4260		FCS Club	0.00	0.00	0.00	0.00	0.00
	4290		Forensics	-1,683.03	0.00	-120.00	0.00	-1,563.03
	4310		French Club	2,408.48	0.00	0.00	0.00	2,408.48
	4320		Educators Rising	4,350.71	0.00	0.00	0.00	4,350.71
	4325		Gaming Club	79.57	0.00	0.00	0.00	79.57
	4340		German Club	12.35	0.00	0.00	0.00	12.35
	4365		HOSA	10,094.93	0.00	0.00	0.00	10,094.93
	4370		Industrial Arts	0.00	0.00	0.00	0.00	0.00
	4380		International Club	0.00	0.00	0.00	0.00	0.00
	4390		Intramurals	0.00	0.00	0.00	0.00	0.00
	4395		Invisible Children-WHS	0.00	0.00	0.00	0.00	0.00
	4400		Japanese Club	0.00	0.00	0.00	0.00	0.00
	4410		Junior Class	16,315.38	0.00	0.00	0.00	16,315.38
	4415		Justice League	-27.08	0.00	0.00	0.00	-27.08
	4420		Key Club	1,903.29	0.00	0.00	0.00	1,903.29
	4421		Knitting and Crocheting Club	62.45	0.00	0.00	0.00	62.45

Current Cash Balance

Sorted by Site ID, Group ID, Activity ID.
From 07/01/2020 to 07/31/2020.

Site ID Group ID	Site Name Group Name	Activity ID	Activity Name	Beginning Cash	Receipts	Disbursements	Adjustments	Cash Balance
4425	LaCrosse Boys			20.00	0.00	0.00	0.00	20.00
4426	LaCrosse Girls			166.00	0.00	0.00	0.00	166.00
4440	Leadership Club			0.00	0.00	0.00	0.00	0.00
4460	Literary Magazine			150.00	0.00	0.00	0.00	150.00
4470	Manufacturing			210.00	0.00	0.00	0.00	210.00
4480	Mascot Team			-1,298.29	0.00	0.00	0.00	-1,298.29
4485	Math Club			64.92	0.00	0.00	0.00	64.92
4490	M-Club			0.00	0.00	0.00	0.00	0.00
4491	Millard United Rugby			0.00	0.00	0.00	0.00	0.00
4500	Music			2,243.90	0.00	0.00	0.00	2,243.90
4501	Music-Auditorium			-489.92	0.00	0.00	0.00	-489.92
4502	Music-Donations			0.00	0.00	0.00	0.00	0.00
4503	Music-Musicals			7,098.59	0.00	-3.36	0.00	7,101.95
4510	National Honor Society			506.90	0.00	0.00	0.00	506.90
4520	Newspaper			8,193.03	0.00	0.00	0.00	8,193.03
4530	Orchestra			297.31	0.00	0.00	0.00	297.31
4531	Orchestra Trip			3,705.15	0.00	0.00	0.00	3,705.15
4540	Other Clubs			0.00	0.00	0.00	0.00	0.00
4570	Play Production			8,304.23	0.00	-183.36	0.00	8,487.59
4605	Power Robotics			428.28	0.00	0.00	0.00	428.28
4610	SAFE/DARE/Drug Free			-35.00	0.00	0.00	0.00	-35.00
4630	Science Club			218.70	0.00	0.00	0.00	218.70
4640	Senior Class			3,005.24	0.00	0.00	0.00	3,005.24
4645	Show Choir			33,461.14	0.00	-2,543.00	4,525.00	40,529.14
4646	Show Choir Competition			0.00	0.00	0.00	0.00	0.00
4648	Show Choir Reserve			0.00	0.00	0.00	0.00	0.00
4650	Skills USA			1,246.76	0.00	0.00	0.00	1,246.76
4660	Spanish Club			0.00	0.00	0.00	0.00	0.00
4662	Sociedad Honoraria Hispanica			2,558.18	0.00	0.00	0.00	2,558.18
4690	Spirit Shop			7,324.95	0.00	1,612.00	0.00	5,712.95
4700	STUCO Workshops			157.93	0.00	0.00	0.00	157.93
4710	Student Council			52,291.71	0.00	1,246.99	0.00	51,044.72
4725	Theater Workshop			300.00	0.00	0.00	0.00	300.00
4760	World Language			0.00	0.00	0.00	0.00	0.00
4770	Yearbook			44,217.80	95.05	7.35	0.00	44,305.50
4780	Youth to Youth			0.00	0.00	0.00	0.00	0.00
	D		Totals:	260,001.73	1,728.78	9,010.37	23,813.64	276,533.78

Current Cash Balance

Sorted by Site ID, Group ID, Activity ID.
From 07/01/2020 to 07/31/2020.

Site ID Group ID	Site Name Group Name	Activity ID	Activity Name	Beginning Cash	Receipts	Disbursements	Adjustments	Cash Balance
E	ADMINISTRATIVE CUSTODIAL							
	5010		After Prom	118.00	0.00	0.00	0.00	118.00
	5020		Fines	-1,014.96	0.00	0.00	0.00	-1,014.96
	5025		Fines - Library Book	23.79	0.00	0.00	0.00	23.79
	5027		Fines-Textbooks	60.00	0.00	0.00	0.00	60.00
	5030		Counseling Center	5,377.64	0.00	-23.54	0.00	5,401.18
	5040		Fundraising-General	0.00	0.00	0.00	0.00	0.00
	5055		Hall of Fame	-1,749.26	0.00	0.00	0.00	-1,749.26
	5060		Hospitality	0.00	0.00	0.00	0.00	0.00
	5070		Library	8,166.33	0.00	0.00	0.00	8,166.33
	5110		Other Student Activities	35.00	0.00	0.00	0.00	35.00
	5115		Field Trips-Curriculum Related	0.00	0.00	0.00	0.00	0.00
	5120		P.E.	36.00	0.00	0.00	0.00	36.00
	5130		Parking	27,182.45	0.00	0.00	0.00	27,182.45
	5140		PayBac	0.00	0.00	0.00	0.00	0.00
	5150		Pool Maintenance	0.00	0.00	0.00	0.00	0.00
	5160		PSAT Exam	0.00	0.00	0.00	0.00	0.00
	5180		Teacher Fund/Grants	2,137.36	0.00	0.00	0.00	2,137.36
	5185		Technology	2,413.19	0.00	231.85	0.00	2,181.34
	5190		Transcripts	0.00	0.00	-5.00	0.00	5.00
	5205		Vocational	80.00	0.00	0.00	0.00	80.00
		E	Totals:	42,865.54	0.00	203.31	0.00	42,662.23
Q	STUDENT FEE FUND							
	7090		ACP (SpEd) Trips	0.00	0.00	0.00	0.00	0.00
	7160		Participation Fees - Athletics	28,745.00	0.00	0.00	0.00	28,745.00
	7170		Participation Fees - Clubs & Orgs	0.00	28,623.64	0.00	-28,623.64	0.00
	7190		Field Trips	340.16	0.00	0.00	0.00	340.16
	7900		Field Trips-Other	0.00	0.00	0.00	0.00	0.00
		Q	Totals:	29,085.16	28,623.64	0.00	-28,623.64	29,085.16
R	AP/IB EXAMS							
	8010		AP Exams	23,346.85	0.00	0.00	0.00	23,346.85
		R	Totals:	23,346.85	0.00	0.00	0.00	23,346.85

Current Cash Balance

Sorted by Site ID, Group ID, Activity ID.
From 07/01/2020 to 07/31/2020.

Site ID Group ID	Site Name Group Name	Activity ID	Activity Name	Beginning Cash	Receipts	Disbursements	Adjustments	Cash Balance
S	ATHLETIC							
		9010	Gate Receipts	103,904.71	1,441.20	0.00	0.00	105,345.91
		9020	Cash Reserve	92,661.78	0.00	5,000.00	0.00	87,661.78
		9030	Concessions	24,964.41	0.00	0.00	0.00	24,964.41
		9040	Tickets	60,920.00	0.00	0.00	0.00	60,920.00
		9050	Athletic-General	-1,222.49	0.00	3,890.00	0.00	-5,112.49
		9060	Athletic Director	391.53	0.00	0.00	0.00	391.53
		9070	Miscellaneous Receipts	0.00	0.00	0.00	0.00	0.00
		9080	Fundraising-Athletic	0.00	0.00	0.00	0.00	0.00
		9090	Strength & Conditioning	-216.29	0.00	0.00	0.00	-216.29
		9100	Athletic Training	150.00	0.00	0.00	0.00	150.00
		9110	Activities	-1,638.26	0.00	0.00	0.00	-1,638.26
		9120	Booster Contributions-Girls	0.00	0.00	0.00	0.00	0.00
		9130	Booster Contributions-Boys	0.00	0.00	0.00	0.00	0.00
		9140	Metro Tournament	0.00	0.00	0.00	0.00	0.00
	S	Totals:		279,915.39	1,441.20	8,890.00	0.00	272,466.59
	WHS	Totals:		442,790.76	68,069.19	47,354.74	0.00	463,505.21

Current Cash Balance

Sorted by Site ID, Group ID, Activity ID.
From 07/01/2020 to 07/31/2020.

Site ID	Site Name	Beginning Cash	Receipts	Disbursements	Adjustments	Cash Balance
Group ID	Group Name					
Activity ID	Activity Name					
Summer Millard Admin Summer School						
A	ACTIVITY GENERAL					
1010	General Admin	3,925.20	0.07	0.00	0.00	3,925.27
1011	Elementary School Summer School	0.00	0.00	0.00	0.00	0.00
1012	Middle School Summer School	1,240.00	0.00	1,240.00	0.00	0.00
1013	Senior High Summer School	14,085.00	0.00	14,085.00	0.00	0.00
A Totals:		19,250.20	0.07	15,325.00	0.00	3,925.27
Summer Totals:		19,250.20	0.07	15,325.00	0.00	3,925.27

Committee Meeting Minutes September 14, 2020

The members of the Board of Education met as a Committee of the Whole on Monday, August 10, 2020 at the Don Stroh Administration Center, 5606 South 147th Street. For public health purposes associated with COVID-19, this meeting was held by videoconference through “ZOOM” with access available to the public and media. The Zoom link was <https://mpsomaha-org.zoom.us/j/93820446177>, and was posted on the district website.

Vice President, Dave Anderson called the meeting to order at 6:00 p.m. Mr. Anderson announced that the open meeting act is posted on the Millard Public Schools website and available for public inspection.

Board members present were: Stacy Jolley, Mike Kennedy, Linda Poole, Mike Pate, Amanda McGill Johnson and Dave Anderson.

Mr. Anderson announced that the open meeting laws are posted and available for public inspection and it is now the proper time for public questions and comments on agenda items only. There were no requests to speak.

2021 Summer Projects

Chief Financial Officer Chad Meisgeier, thanked Support Services Project Manager, John Brennan, for all his work.

Project Manager, John Brennan, shared the 2020 bond was broken down into six categories. Tonight's presentation will be on the proposed 2021 summer projects only. The six categories are:

- Safety & Security (e.g. WHS Secure Vestibule)
- Major Renovations (e.g. Cody & Norris)
- Furniture Replacement (e.g. Student Desks)
- Mech / Elec Capital Eq. Repl. (e.g. WHS Chiller Repl.)
- Energy Efficiency (e.g. NHS Int. Lighting Improvements)
- Summer Projects (e.g. Roofing, Intercom, Fire Alarm, etc.)

Mr. Brennan provided the District Facilities current summary of statistics. He said our total number of facilities is 38 and the average age of the facilities is 39 years. The total value of the facilities is at \$700,000,000. Mr. Brennan also shared the historical funding for summer projects.

Mr. Brennan reported on several of the 2021 summer projects.

Exterior renovations would include roofing projects at Abbott, Montclair, Morton and Neihardt Elementaries, and Millard West. Also included would be weatherproofing at Millard West and exterior doors repairs district wide.

Interior renovations include operable partition repairs at two schools and stage rigging project at Millard West.

P.E. and athletics have a list of projects that will be bid on. Mr. Brennan shared those projects including the Andersen Middle School gym floor refinish and the replacement of North High gym bleachers as well as track replacement and irrigation repairs at North Middle. Also on this list is the replacing of several elementary basketball goals.

In the area of electrical and mechanical, the water heater at Ezra would be replaced as well as the RTU units at Disney, Morton and Central Annex. The chillers at Harvey Oaks and Neihardt as well as the Hitchcock roof top units would also be replaced. The fire alarm at Morton will also be replaced.

Paving and concrete projects include dock and paving to Bryan, Keith Lutz Horizon High and South High.

Mr. Brennan shared that last year they went out early and the bids came in low on most projects. They plan to do the same again this year in hopes there will be money left after bids and awards. If this happens we will move on to the list of reserve projects. These items were also shared.

The all-in budget target for 2021 is \$9,067,410. Mr. Brennan also said as the construction market fluctuates, we may need to reduce or add projects to maintain our overall Summer Projects budget of \$9,000,000.

Technology Update

Executive Director of Technology Kent Kingston provided the board with a technology update. He introduced Director of Digital Learning Dr. Curtis Case and Technology Manager Joe Kuehl. Dr. Kingston said we are driven by our strategy plan. The key pieces being increasing access to technology, how we use these tools to improve instruction and expanding educational opportunities.

Dr. Kingston shared the history of Millard going to one to one devices for our students. He said when we started this process, we started small with the early college program students being the first group of students to be deployed devices. He reminded the board that students were involved with the selection of our devices. The pilot of the early college laptops was made possible through the support of UNO. With the support of the Millard Public Schools Foundation we were able to begin purchasing iPads for elementary schools in the fall of 2015. Avenue Scholars also provided support.


Dr. Kingston shared what access we have today. We have full access with iPad for K-2 and one-to-one iPads for grades 3-5. Grades 6-12 are one-to-one with windows OS laptops. Dr. Kingston said they are at a place where when a teacher makes an instructional decision to utilize technology the resources are available to them.

Dr. Kingston said a large amount of professional development was provided as well. Dr. Kingston said Dr. Case works closely with Educational Services and Leadership and Learning on developing the resources and training needed for our staff. Dr. Case said an evolving catalog of on-demand digital and technology resources have been developed for students, staff and parents.

Mr. Kuehl shared many infrastructure and supporting technology resources that have been improved. Some highlights are:

- Wide Area Network (WAN) Upgrades
- Wireless Upgrades
- Community Access & Support (OPL, Cox, ...)
- Citrix - Remote Access for STS Courses
- MPS Zoom Tenant
- IDM - personalization
- Synergy/SIS (working with DARE)
- Helpdesk
- Staffing
- Secondary Tech Centers

The meeting was adjourned at 7:16 p.m.



Chairman

AGENDA SUMMARY SHEET

Agenda Item: First Reading of Policy 1306: Community Relations - Political Activity

Meeting Date: September 21, 2020


**Background/
Description:** This policy is due for review based on our seven-year cycle.

Action Desired: First Reading of Policy 1306: Community Relations - Political Activity

**Policy /
Strategic Plan
Reference:**

Responsible Person(s): Nolan Beyer

Superintendent's Signature:

A handwritten signature in cursive script, appearing to read "Jim Duffin", is written in black ink on a light-colored rectangular background.

Community Relations

Political Activity

1306

Materials relating to candidates for public office or holders of public office or issues, which are or may be presented on the ballot at any primary, general, or special election shall not be distributed on District property when school is in session. Informational materials relating to District bond issues, referendums, initiatives, and legislative issues may be discussed and distributed at meetings, ~~subject to District policy~~, held on school property when school is not in session, [subject to District policy](#).

The District will provide facilities to the Douglas County and Sarpy County election offices for local, state, and national elections and on election days, materials may be distributed at District facilities in accordance with the election laws. All election laws will be observed.

Related Policies and Rules: 1115, 1115.1, 1306.1, 4145, 4145.1

Policy Adopted: April 28, 1980

Revised: May 6, 2002; December 4, 2006; December 3, 2012, [October 5, 2020](#)

Millard Public Schools
Omaha NE

Community Relations

Political Activity

1306.1

Literature or other materials relating to candidates for public office or holders of public office or political or ballot issues will not be distributed to students, staff, parents, or any person by any individual or group on District property when school is in session. All District communication systems including the District e-mail system may not be used to distribute political materials. District property includes but is not limited to buildings, stadiums and other athletic facilities, grounds, and parking lots. For purposes of this Rule and Policy, school shall be deemed to be in session beginning one hour before the start of classes through and until 30 minutes after the end of any school sponsored student activities taking place on school property.

Upon prior approval by the Superintendent or designee under District policy, informational material prepared by the District and pertaining to District responsibilities and programs may be distributed through all District communication systems including the District e-mail system, newsletters and other school publications.

School-related organizations that use school facilities shall not use school property when promoting partisan politics or individual candidates for public office or holders of public office.

Related Policies & Rules: 1115, 1115.1, 1306, 4145, 4145.1

Rule Approved: April 28, 1980

Revised: May 6, 2002; December 4, 2006, December 3, 2012

Reaffirmed: [October 5, 2020](#)

Millard Public Schools
Omaha NE

AGENDA SUMMARY SHEET

Agenda Item: Approve Board Rule - 2100.01 - Administration – Superintendent of Schools

Meeting Date: September 21, 2020

**Background/
Description:** Administrator Job Description is due for review. No recommended changes

Action Desired: Approve Board Rule - 2100.01 - Administration – Superintendent of Schools

**Policy /
Strategic Plan**

Reference: N/A

Responsible Person(s): Dr. Kevin Chick, Assoc. Superintendent of Human Resources

Superintendent's Signature:

A handwritten signature in black ink, appearing to read "Jim Sauter", is written on a light-colored rectangular background.

Administrator Job Description**2100.1****Title: Superintendent of Schools****Reports to:** Board of Education**General Summary:** Chief Executive Officer of the School District.**Essential Functions:**

- I. Administers, as chief school executive, the development, coordination, and supervision of the educational program designed to meet the needs of the community.
- II. Recommends the number and types of positions required to provide proper personnel for the operation of such a program.
- III. Administers the development, recommendation, and implementation of all Board of Education Policies:
 - A. Community Relations (1000 Series)
 - B. Administrative Organization (2000 Series)
 - C. Support Services (3000 Series)
 - D. Human Resources (4000 Series)
 - E. Student Services (5000 Series)
 - F. Curriculum, Instruction and Assessment (6000 Series)
 - G. Technology (7000 Series)
 - H. Internal Board Policies and Board Bylaws (8000 and 9000 Series)
 - I. Site Based Planning and Management (10,000 Series)
- IV. Assumes final responsibility for the selection, assignment, dismissal, and evaluation of all personnel.
- V. Keeps informed of current trends and practices, by appropriate means, and keeps the Board of Education informed of trends in education.
- VI. Supervises the preparation and presentation of the annual budget and recommends it to the Board of Education for approval.
- VII. Attends and participates in all meetings of the Board, except executive sessions of those meetings which are concerned with the superintendent's employment.
- VIII. Conducts a continuous evaluation of the progress and needs of the schools and keeps the public informed.
- IX. Supervises the evaluation of all principals and all administrators in the District.
- X. Supervises and evaluates all Associate and Assistant Superintendents in the District and other personnel assigned to report directly to him or her.

Qualifications:

- I. Education Level: Earned Doctorate in Educational Administration, or equivalent, is required.
- II. Certification or Licensure: Must hold or qualify for a valid Nebraska Administrative Certificate with a superintendent's endorsement
- III. Experience desired: Five years of successful experience in the administration of a school district.
- IV. Other requirements: Experience, maturity and leadership abilities in appropriate facets of administration; awareness to the needs and objectives of the District, its Strategic Plan, and the ability to supervise and evaluate the work of others. Demonstrated ability to:
 - A. effectively administer, implement, and monitor the Strategic Plan;

- B. show commitment to excellence in student achievement, effective learning and thinking skills;
- C. be responsive to the Board of Education in goal setting, long and short range planning, and policy development;
- D. show a strong commitment to student needs;
- E. serve as good-will ambassador for the District;
- F. effectively articulate and communicate the District's mission.;
- G. possess personal integrity, self-confidence, and concern for people;
- H. maintain a climate of high expectations for the Board of Education, staff, students, parents, and community

Special Requirements:

	Occasional <u>1 - 32%</u>	Frequent <u>33 - 66%</u>	Constant <u>67% +</u>
1. Standing			X
2. Walking			X
3. Sitting			X
4. Lifting <u>25</u> lb max.			X
5. Carrying <u>50</u> feet			X
6. Pushing / Pulling			X
7. Climbing / Balancing			X
8. Stooping / Kneeling / Crouching / Crawling			X
9. Reaching / Handling			X
10. Speaking / Hearing			X
11. Seeing / depth perception / color			X

~~The statements herein are intended to describe the general nature and level of work being performed by the superintendent. They are not intended to be construed as an exhaustive list of all responsibilities, duties, and skills required of personnel so classified. Responsibilities and duties assigned are at the discretion of the Board of Education.~~

Employee Signature: _____ Date: _____

Supervisor Signature: _____ Date: _____

Rule Approved: July 21, 1980
 Revised: September 25, 1995; May 20, 1996
 Reaffirmed: November 1, 2004, [September 21, 2020](#)
 Approved: September 17, 2012; November 5, 2012

Millard Public Schools
 Omaha, NE

AGENDA SUMMARY SHEET

Agenda Item: Reaffirm Policy 6305 Curriculum, Instruction, and Assessment- Annual Performance Report

Meeting Date: September 21, 2020

**Background/
Description:** This policy is due for review based on our seven-year cycle.

Action Desired: Reaffirm Policy 6305 Curriculum, Instruction, and Assessment- Annual Performance Report

Policy / Strategic Plan

Reference: N/A

Responsible Person: Dr. Heather Phipps, Rebecca Kleeman

Superintendent's Signature:A handwritten signature in black ink, appearing to read "Jim Daulton", is placed on a light gray rectangular background.

Curriculum, Instruction, and Assessment

Annual Performance Report

6305

The Superintendent and Board of Education believe that accountability to the residents of the school community is essential. To that end, the staff shall periodically assess and report student progress toward the accomplishment of goals. The results shall be used to plan and make needed changes so as to improve instruction for all students.

The Superintendent will ensure that an annual performance report is prepared and distributed to the residents of the District. Elements of the report shall include, but not be limited to, student academic performance, school system demographics, and financial information.

Legal Reference: Title 92, Nebraska Administrative Code, Chapter 10

Policy Approved: November 6, 2000

Policy Reviewed: October 1, 2007

Policy Reaffirmed: September 16, 2013; [September 21, 2020](#)

Millard Public Schools
Omaha, NE

AGENDA SUMMARY SHEET

Agenda Item: Reaffirm Policy 6620 Curriculum, Instruction, and Assessment- Fire Instruction and Prevention

Meeting Date: September 21, 2020

**Background/
Description:** This policy is due for review based on our seven-year cycle.

Action Desired: Reaffirm Policy 6620 Curriculum, Instruction, and Assessment- Fire Instruction and Prevention

Policy / Strategic Plan

Reference: N/A

Responsible Person: Dr. Heather Phipps, Dr. Tony Weers, Andy DeFreece

Superintendent's Signature:

A handwritten signature in black ink, appearing to read "Jim DeFrees", is written on a light gray rectangular background.

Curriculum, Instruction, and Assessment**Fire Instruction and Prevention****6620**

State Fire Day shall be observed by district schools with exercises appropriate to the subject and the day. The second Friday in May is State Fire Day.

District schools shall provide regular periods of instruction in the subject of fire dangers and in methods of fire prevention.

Legal References: Neb. Rev. Stat. § 79-705
Neb. Rev. Stat. § 79-706
Neb. Rev. Stat. § 81-527

Policy Approved: September 24, 2001

Policy Revised: October 1, 2007

Policy Reaffirmed: September 16, 2013; [September 21, 2020](#)

Millard Public Schools
Omaha, NE

AGENDA SUMMARY SHEET

Agenda Item: Reaffirm Policy 8400: Internal Board Policies – Hiring a Superintendent

Meeting Date: September 21, 2020

**Background/
Description:** Policy is due for review. No recommended changes.

Action Desired: Reaffirm Policy 8400: Internal Board Policies – Hiring a Superintendent

**Policy /
Strategic Plan**

Reference: N/A

Responsible Person(s): Dr. Kevin Chick, Assoc. Superintendent of Human Resources

Superintendent's Signature:

A handwritten signature in black ink, appearing to read "Jim Daulton", is written on a light-colored rectangular background.

Internal Board Policies
Hiring a Superintendent

8400

The Board of Education will employ a Superintendent of Schools to administer the educational program of the District in accordance with the policies and directives of the Board of Education.

The following procedure will be used for the selection and employment of the Superintendent:

1. Board acceptance of a resignation or a receipt of a retirement letter from the Superintendent, death of the Superintendent, or cancellation of the Superintendent's contract pursuant to State law shall cause the process for the employment of a Superintendent to begin.
2. A time line and allocation of funds to conduct the search will be developed and approved by the Board.
3. The Board will develop and approve criteria and procedures for selecting a Superintendent and in the development of such criteria and procedures may request and receive input from staff members, business and community leaders and parents.
4. The Board will determine salary range, fringe benefits, term of office, and terms and conditions relating to contract termination to be included in the contract. The Board will also prescribe the job description and time lines for evaluations.
5. The candidate selected will be contacted by the President and Secretary to confirm the candidate's acceptance of the position and the contract terms and conditions prior to the presentation of the contract to the Board for approval.
6. The Board of Education will elect the Superintendent at a regular Board meeting by a majority vote of all members of the Board. The Superintendent elect shall be notified as to the date of the Board meeting in order that any public announcement will be coordinated with the Superintendent elect.
7. The Board President will notify all unsuccessful applicants of the election of the Superintendent.
8. All candidate application materials shall be retained and shall be disposed of four years after the date of the applications. All application materials submitted by the applicants, other than finalists, will be withheld and not produced in response to a public records request in accordance with Neb. Rev. Stat. § 84-712.05(15).

Legal Reference: Neb. Rev. Stat. §§ 79-501; 79-827; 84-712.05
 Schedule 24, Nebraska Records Management Division, 024-004

Policy Adopted: December 5, 1994
 Reaffirmed: December 16, 2002, [September 21, 2020](#)
 Revised: November 5, 2012

Millard Public Schools
 Omaha, NE

**AGENDA SUMMARY
SHEET**

Agenda Item: Approval of Custodial / Maintenance / Grounds Employees Agreement with SEIU

Meeting Date: September 21, 2020

**Background/
Description:** The District and the Service Employees International Union Local 226 (“SEIU”) have reached tentative agreement for the 2020-21 school year. SEIU voted for approval of the tentative agreement on September 12, 2020. The estimated total package increase for this contract is 3.15%.

Action Desired: It is recommended that the Negotiated Agreement for Custodial / Maintenance / Grounds Employees with SEIU for the 2020-21 school year be approved and that the Superintendent or his designee be authorized to execute any and all documents related to such Agreement.

**Policy /
Strategic Plan
Reference:** N/A

Responsible Person(s): Chad Meisgeier, Chief Financial Officer
Kevin Chick, Associate Superintendent of Human Resources

Superintendent’s Signature:



COLLECTIVE BARGAINING AGREEMENT

THIS AGREEMENT, made and entered into by and between the Service Employees International Union (A.F.L.-C.I.O.) Local 226, hereinafter referred to as the "Union", and the School District Number 17, Douglas County Nebraska, also known as the Millard School District, hereinafter referred to as the "District".

ARTICLE I Recognition

The District recognizes the Union as the sole and exclusive bargaining agent for all permanent full-time and part-time employees employed as custodians, grounds maintenance personnel, maintenance personnel, and warehouse assistants / delivery drivers, excluding supervisors, any warehouse clerks, van drivers, and any substitute and/or summer seasonal employees.

ARTICLE II Management

Section 1. The management and direction of the District are invested exclusively in the District, including but not limited to:

- (1) direction of the work force;
- (2) the right to set standards for work and conduct applicable to employees;
- (3) the right to hire, suspend, discharge, assign jobs;
- (4) the right to transfer employees within the District;
- (5) the right to increase and decrease the work force;
- (6) the right to contract out all or portions of the work previously done by this employee group, subject only to the limitation that if the contracting out provided in this subparagraph results in the layoff of an employee(s) or the reduction in scheduled hours of a full time employee(s), the District shall negotiate the effects on the impacted employee(s). Nothing in this subparagraph shall require any negotiations for an employee(s) terminated for just cause;
- (7) the right to add new work to this employee group;
- (8) the right to determine school calendar, hours of school;
- (9) the right to determine hours of work;
- (10) the right to set all other procedures necessary or desirable to provide for the education of the students of the District; and
- (11) the District specifically reserves all other rights and prerogatives not specifically abridged or delegated by this Agreement.

Section 2. The District agrees that there shall be no discrimination against applicants or employees because of race, color, religion, national origin, gender, marital status, disability, age, membership in or non-membership in any labor organization, or any other reason prohibited under Federal, State, or Local law.

ARTICLE III Definitions

- “Partial-week” shall mean regularly scheduled work of less than 40 hours/week.
 “Partial-year” shall mean regularly scheduled work of less than 12 months/year.
 “Part-time” shall mean regularly scheduled work that is either partial-year or partial-week or both.
 “Full-week” shall mean regularly scheduled work of at least 40 hours/week.
 “Full-year” shall mean regularly scheduled work for 12 months/year.
 “Full-time” shall mean regularly scheduled work of at least 40/hours/week for 12 months/year.

ARTICLE IV Holidays

Full-time employees are eligible for 10 (ten) paid holidays and part-time employees are eligible for 7 (seven) paid holidays according to the following schedule:

Full-time Employees	Part-time Employees
Labor Day	Labor Day
Thanksgiving Day	Thanksgiving Day
Friday Following Thanksgiving	Friday Following Thanksgiving
December 24	December 24
December 25	December 25
December 31	
January 1	January 1
Spring Break (one day designated by Supt.)	
Memorial Day	Memorial Day
Fourth of July	

Employees must work 20 (twenty) days prior to being eligible for holiday pay. The holiday schedule shall be amended for summer ten month employees to ensure that seven paid holidays are provided.

When any of the above holidays falls on the employee's regular work day and such employee does not work on that day, he or she shall receive compensation based upon straight time pay equal to the hours scheduled to be worked by the employee had the day not been a holiday; provided however, that in order to be entitled to such holiday pay an employee must have worked his or her normally scheduled hours on both his or her regularly scheduled work days immediately preceding the holiday and on his or her regularly scheduled work day immediately following the holiday, unless he or she has been excused by the District for reason of illness or some other good cause.

ARTICLE V Vacation

Full-time employees shall earn vacation with pay in accordance with the following schedule:

1. During the first four years of employment: 3.33 hours bi-weekly to a maximum of 80 hours per year.
2. During the fifth through fourteenth years of employment: 5 hours bi-weekly to a maximum of 120 hours per year.
3. During the fifteenth and subsequent years of employment: 6.67 hours bi-weekly to a maximum of 160 hours per year.

Usage of paid vacation is subject to supervisory approval and must normally be used in full-day increments unless otherwise specifically approved by the employee's supervisor. In an emergency, vacation may be used in full-hour increments.

Employees must give a minimum of five (5) business days notice of any requested vacation unless less notice is approved by a supervisor in an emergency situation. Employees are encouraged to give as much notice as possible for requested vacation to assist in scheduling. Employees may give a maximum of three (3) months notice of any requested vacation. The District shall respond to vacation requests within ten (10) working days of receipt.

Paid vacation is accrued each monthly pay period beginning with an employee's first full monthly pay period following his or her anniversary date. After 90 consecutive calendar days of absence due to illness or injury, the employee will no longer accrue additional vacation time.

The maximum amount of paid vacation which may be accrued is equal to the number of days earned in the previous 12 monthly pay periods. If an employee reaches the maximum amount of paid vacation, that employee will no longer accrue vacation until the employee is again below the maximum.

On leaving the employment of the District, employees shall be paid for any unused earned vacation.

ARTICLE VI Paid Leave

Paid leave shall only be used for qualifying sick leave, qualifying death leave, or qualifying business and emergency leave. Qualifying sick leave shall be used only for personal illness, illness of a member of the employee's immediate family, or for leave as provided under the Family Medical Leave Act. The rules for use of leave are established by the District.

Management may require substantiation of the reason for requested paid leave including, but not limited to, doctor's certification verifying illness. Misuse of paid leave by an employee, including being untruthful about the reason for the leave or using leave for other than its designated purpose shall result in the following penalties:

1. First offense: a minimum penalty of a reprimand and a suspension of five (5) days without pay with a maximum penalty of termination of employment.
2. Second offense: the employee shall be terminated from employment.

Each employee shall earn paid leave per month (equal to the average daily hours scheduled per day in a five day work week) for each full month of completed service, and shall be allowed to accumulate such leave to a maximum of 736 hours. Paid leave will be credited at the end of each pay period up to a maximum of 24 pay periods per year (for each full month of service the employee works during the school year).

As of July 10th of each year, any employee with unused leave in excess of 600 hours shall be reimbursed for such excess leave and the leave accumulation shall be reduced to 600 hours which shall be carried forward into the following year. The rate of reimbursement for said excess leave shall be \$16.00 per hour. This payment for unused leave shall be included in the August payroll. The procedures for payment shall be established by the District.

Each employee retiring after 20 years of service in the District and who is at least 55 years of age shall receive reimbursement for each hour of unused accumulated paid leave at retirement. The rate of said reimbursement shall be \$16.00 per hour. The policies, procedures, implementation and all decisions related thereto shall be the sole responsibility of the District.

ARTICLE VII Hours of Work

Section 1. The District will provide regular full-time employees with forty (40) hours of work per week.

Section 2. This District shall schedule hours of work at its sole discretion, including but not limited to required extra or overtime hours. All hours worked in excess of forty (40) hours in an employee's regular work week, except as hereinafter provided, shall be paid for at the rate of time and one half the regular rate, but premium pay shall not be pyramided. Hours worked per week shall include paid holidays, and approved paid vacation. In the event that the District makes a permanent change in an employee's work hours or days of work, the employee shall be provided notice of the changed hours or days at least thirty (30) calendar days prior to the change.

Section 3. Work shall be arranged such that, where possible, employee's scheduled workdays shall be on consecutive days.

Section 4. A lunch period without pay of one-half (0.5) hour to each employee will be given and the employee shall be free to leave the premises during such period. Eligible employees are those working five or more hours per day.

Section 5. Each employee will receive one (1) fifteen (15) minute break per four (4) hours worked as scheduled by the employee's direct supervisor. Breaks may not be taken within one (1) hour of the beginning or end of the shift. Paid break times, when applicable, may not be used to extend the employee's lunch period.

Section 6. All lunch periods will be unpaid, provided that any scheduled shift that begins between the hours of 2:30 p.m. through 4:00 a.m. shall receive a \$0.29 per hour shift differential payment in addition to their regular wage.

ARTICLE VIII

Insurance

Full-time Employees: For each eligible full-time employee the District shall pay the premium for health, dental, and life coverage in the same manner as provided to other employees. The District shall also pay the full premium for long-term disability coverage.

Part-time Employees: Each eligible part-time employee employed at least 20 hours per week shall be eligible to participate in the Health, Dental and Life Plans provided by the District subject to the same conditions and in the same manner as provided to other employees (other than different contribution levels specifically provided for part-time food service and paraprofessional employees).

Cash Option: Full-time employees who have been continuously employed full-time by the district during the 96-97 and subsequent school years (prior to July 31, 1997) may exercise a cash option in lieu of single or family health and dental insurance in accordance with the cash option plan adopted by the District subject to the same conditions and limitations as other employees. Full-time employees who have not been continuously employed full-time by the district during the 96-97 school year (prior July 31, 1997) will not be eligible to participate in the cash option plan.

ARTICLE IX

Seniority

The District recognizes the principle of seniority in connection with promotion, transfer, reorganization, reduction in force, reclassification of job description, layoff, or reemployment after layoff to the extent that where, in the judgment of the Administration, the qualification of the employees involved performing the work are substantially the same, the employee having the longer term of continuous service shall be given the preference as hereinafter provided in Article X, Section 3. Seniority shall be defined as the total length of continuous full-time service with the School District of Millard within the bargaining unit covered by this Agreement and shall date from the effective date of full-time employment within the bargaining unit covered by this Agreement. This District shall provide a seniority list to the Union on or before September 1 of each year.

ARTICLE X

Probation, Discharge, Demotion, Job Posting, and Reduction-in-Force

Section 1. **Probation:** Each beginning employee who is new to the District shall have a probationary period of one hundred and eighty (180) calendar days. Each beginning employee who is changing jobs within the positions covered by this agreement shall have a probationary period of one hundred and twenty (120) calendar days.

Section 2. **Discharge and Demotion:** No full-time employee covered by this agreement, who has successfully completed the probationary period, shall be demoted or discharged except for just cause. If at the end of the probationary period the District continues his or her employment, the full-time employee shall have all rights and privileges of a full-time employee covered by this agreement.

Section 3. **Job Posting:** In the event a job opening occurs by reason of retirement, transfer, death, discharge, resignation or creation of a new position, all employees will be notified of the opening by posting on a bulletin board, electronic mail, or electronic posting. In the event that electronic means are the sole method of posting jobs, the District shall maintain at least one computer at the support services building (or successor location). Any employee may then apply for that opening by notifying the District's Human Resources Office in writing. The assignment of a Department Head is exempt from Job Posting.

Job descriptions shall be provided to the Union upon request. When considering application for any position, an employee may request a copy of the relevant job description from the District or from the Union.

In the selection of an applicant by the School District to fill a job opening, consideration shall be on the basis of the most qualified applicant for the position which shall include, but not be limited to: training and experience in the type of work required by the position. The administration will review the qualifications of each applicant and determine who is the most qualified. In the event the administration determines the qualifications of the applicants to be substantially the same, the applicant having the greater seniority shall be selected to fill the position.

No full-time employee will be considered for a job opening in the same job description within a wage group who has not served at least one hundred and eighty (180) calendar days in the present job unless the new opening is for a shift change (night to days or days to nights). Any full-time employee who changes job assignments shall be granted a period of two (2) weeks from the first day of his or her performance of the new job assignment to return to his or her former assignment if he or she so desires.

Section 4. Promotion: When a full-time employee moves to a different full-time job description, the employee will be given ninety (90) calendar days from the first day of his or her performance of the new job assignment to demonstrate the ability to successfully perform the job responsibilities. An employee who does not demonstrate the ability to successfully perform the job responsibilities will be reassigned to the first available position for which he or she is qualified.

Section 5. Reduction-in-force or Redeployment of Workforce: In the event of reorganization, reclassification of job description, or for any other reason where the District may eliminate a position, the District may choose to engage in: (a) a reduction in force / layoff; or (b) a redeployment of the work force.

(a) In the event the District chooses to engage in a reduction of force or a layoff, the least senior person(s) within that job classification shall be the person laid-off. Any full-time employee whose position or job has been eliminated, or who has been replaced by a person with more seniority because of reorganization, reclassification of job description, reduction in force, or layoff shall, if qualified, be permitted to move into the existing position and replace another employee in the same or lower wage group who has less seniority, provided:

(i) the less senior employee is within the same position; or

(ii) the less senior employee is in a position that the more senior employee previously held at the District and the more senior employee meets the minimum qualifications and licensure required for the position.

Any employee who has been laid off shall be placed on a recall list in order of length of service for a period of twelve (12) months following his or her last day of work. When vacancies occur, after internal job changes, individuals on the recall list shall be given first priority for reemployment to any position for which he or she held previously. Notification of the vacancy shall be made in writing to the last known address of the persons involved with a copy to the Union. In lieu of a right of recall, an affected employee may choose to accept two weeks of severance pay.

(b) In the event that the District is reducing the total number of employees through attrition and a redeployment of the workforce, the District may redeploy the workforce among building locations through a reassignment of position(s) without posting or bidding of positions. The Union's designated representative shall be notified at least 30 calendar days in advance of any redeployment of the workforce under this paragraph. No redeployment under this paragraph shall result in a promotion in pay grade for any employee, unless approved by the Union. In the event of a redeployment of the workforce under this paragraph and person being moved from a building shall be selected in the following manner:

(i) Volunteers shall be requested, and if only one person within the affected group volunteers, that person shall be transferred to the new location;

- (ii) If more than one person volunteers, the volunteer within the affected group of volunteers at that building with the most seniority shall be transferred to the new location;
- (iii) If no person volunteers, the person within the affected group at that building with the least seniority shall be transferred to the new location. In the event of an involuntary transfer under this paragraph, the 180 day limitation of Article X, Section 3 shall not apply to the transferred person.

ARTICLE XI Grievances

Any Complaint alleging Discrimination or Harassment shall be pursuant to Board Rule 4001.2 as it existed on July 10, 2019. Any amendments to Board Rule 4001.2 which occurs after July 10, 2019 will be submitted to the Union for approval prior to implementation for employees covered by this Agreement.

Any other grievance, complaint, disagreement or difference of opinion between the District, the Union or the employees covered by the Agreement concerning application of the terms of this Agreement will be processed using the following grievance procedure:

- (A) Any Employee or the Union may present a Grievance. Any Grievance which is not presented within fifteen (15) days following the event giving rise to such a Grievance shall be forfeited and waived by the aggrieved party. The grievance form shall state the name of every employee authorizing the filing of the grievance, and all grievances shall be signed by at least one aggrieved employee. An aggrieved employee shall have the right to a Union Representative appointed by the Union.
- (B) The grievant shall first take up the Grievance by presenting it in writing to their immediate supervisor or designee. If the Grievance is not satisfactorily adjusted with five (5) days from the meeting with the supervisor, the Employee or the Union representative shall present the grievance in writing to the Chief Financial Officer or his or her designated representative.
- (C) The Chief Financial Officer or his or her designated representative shall within ten (10) days from the day it was received, make a determination and submit the determination to the aggrieved party in writing.
- (D) Each party reserves the right to litigate a question presented by the Grievance by bringing an original action in any court of competent jurisdiction in the event such party shall not be satisfied with the resolution of the Grievance. However, no such litigation may be maintained until all available steps under this grievance procedure have been pursued and exhausted. It is understood and agree to between the parties that the role of the Chief Financial Officer or his or her designee in the grievance procedure is not an exercise of a judicial or quasi-judicial function, but solely as a means to allow the parties to resolve disputes informally.
- (E) Definitions: Days shall mean calendar days.

ARTICLE XII
Wages
Effective the first Payroll in October 2020

Wage Group	Position	Hourly Rates			Including Long Service Increments			
		Year 1-4**	Year 1-4*	5-11*	12-16*	17-21*	22-26*	27+*
PART-TIME:								
PT	Employee	\$15.48	\$15.48	\$16.04	\$16.40	\$16.74	\$17.10	\$17.41
FULL-TIME:								
Group 1	Custodian I Athletics/Activities Custodian Custodial Floater	\$16.47	\$18.02	\$18.66	\$18.99	\$19.34	\$19.68	\$20.01
Group 2	District Grounds Assistant I	\$16.85	\$18.39	\$18.99	\$19.34	\$19.68	\$20.02	\$20.34
Group 3	High School 3 rd Shift Pool Custodian I Middle School Day Custodian I Delivery Driver High School Custodial Department Head General Laborer	\$16.96	\$18.52	\$19.16	\$19.49	\$19.84	\$20.20	\$20.49
Group 4	Custodian II (Elementary and DSAC) Special Projects Custodian	\$17.18	\$18.74	\$19.36	\$19.70	\$20.06	\$20.40	\$20.74
Group 5	Warehouse Assistant	\$17.54	\$19.10	\$19.71	\$20.07	\$20.42	\$20.78	\$21.09
Group 6	Custodian III (Middle School Engineer) District Grounds Assistant II Small Engine Repair Technician	\$18.31	\$19.88	\$20.48	\$20.84	\$21.17	\$21.53	\$21.86
Group 7	District Grounds Leader	\$18.93	\$20.49	\$21.18	\$21.54	\$21.86	\$22.21	\$22.58
Group 8	Senior High Engineer (Day or Night) Central Middle School Engineer Central Middle School Custodian/Engineer Custodian/Engineer Carpenter Assistant	\$21.26	\$21.26	\$21.87	\$22.23	\$22.57	\$22.93	\$23.25
Group 9	Painter I Apprentice Mech. Tech. I	\$22.83	\$22.83	\$23.47	\$23.82	\$24.15	\$24.51	\$24.81
Group 10	Painter II	\$25.46	\$25.46	\$26.08	\$26.43	\$26.79	\$27.15	\$27.46
Group 11	Carpenter Carpenter (Floors) Auto Mechanic Apprentice Mech. Tech. II	\$26.23	\$26.23	\$26.87	\$27.23	\$27.61	\$27.96	\$28.30
Group 12	Chief Engineer Mechanical Technician Plumber Controls Technician Journeyman Mech. Technician	\$33.50	\$33.50	\$34.20	\$34.61	\$35.03	\$35.42	\$35.79
Group 13	Electrician Master Mech. Technician	\$35.98	\$35.98	\$36.74	\$37.13	\$37.55	\$37.98	\$38.34

* - All persons who have been continuously employed in this bargaining unit since July 31, 2017 shall be paid in accordance with the six payscales on the right side of the chart above.

** - All persons employed into this bargaining unit for the first time on or after August 1, 2017 shall be paid in accordance with the one payscale on the left side of the chart above.

Long Service Increment

The wage scale includes recognition for long service with the district. Full-time employees shall be compensated based upon their years of service in the district as calculated from the employee's seniority date. Year 1 means the employee's first full year with the district as a full-time employee covered by this contract. Part-time employees year of service shall be calculated from the employee's date of hire as a part-time custodian. Wage adjustments due to a change in years of service shall be effective on the first September payroll of each year.

The District will pay to each qualified employee who has completed the required years of consecutive full-time service the hourly amount as provided for and included in the pay table. Long Service Increment pay increases will be effective in the first September payroll.

For purposes of the Long Service Increment, each current employee (an employee hired before September 1, 2009) will have his/her years of service rounded up (e.g. an employee who has completed 9 years and 1 month on September 1 of the year will be considered to have completed 10 years and will be paid on the 11-15 year pay range). This rounding will be only for purposes of the long service increment and the rounding will not affect any other seniority considerations under this contract.

Each employee hired on or after September 1, 2009 must have completed a full year increment as of September 1 of each year in order to be eligible for a Long Service Increment increase (e.g. an employee who has completed 9 years and eleven months of service on September 1 of the year will be in the 2-10 year pay range while an employee who has completed 10 years and 1 month will be paid in the 11-15 year pay range).

ARTICLE XIII Safety Committee

The Union shall elect or appoint an employee covered by this agreement to serve on the District's Safety Committee. The term of this representative shall be two (2) years and reappointment may occur. Each employee covered by this agreement shall have the opportunity to express interest in serving on the Committee.

ARTICLE XIV Leaves of Absence

Section 1. An employee in the military service will have reinstatement rights provided he or she qualifies for the provisions of the existing laws pertaining to the reinstatement of veterans.

Section 2. Any employee elected to public office may request a leave under Board Rule.

Section 3. Upon written request by the Union, the District may grant a special leave of absence to employees who accept a full-time job with the Local or International Union. Such special leave of absence shall be limited to a period of one (1) year, but will be renewed upon application to the District by employee before the expiration of his leave.

Section 4. Any employee granted a leave of absence under Sections 2 and 3 of this Article shall be re-employed at the expiration of the leave at the then current rate of pay if there is sufficient work available which he or she is capable of doing and to which he or she may be entitled on the basis of seniority. Seniority will accumulate during the period of such leaves.

Section 5. Upon written request by the Union, the District, will grant an unpaid leave of absence to employees for the conduct of Union business (such as attendance at conferences, conventions, and classes) subject to the following conditions:

- (a) The leave must not unreasonably interfere with the orderly performance of duties of the employees requesting such leave.

- (b) The employee shall request permission to be absent from his or her duties from the immediate supervisor at least five working days prior to the date of the requested leave, and such request shall not unreasonably be withheld provided, however, if the leave request is for Section 6 issues involving other employers and sufficient time does not allow for a written request, the request shall be oral. The oral request will be followed by a written confirmation of the request upon return to duty.
- (c) If permission is given, the employee shall accurately record the time and reason of the absence on his or her timecard. The District shall not compensate the employee for such approved absence. The time of the absence shall be deemed to be included as part of the work week under Article V; provided however, the employee shall at the discretion of his or her supervisor perform hours of work to compensate for the absent time in whole or in part.
- (d) No more than three employees on any date shall be on a leave of absence under this Section and the District is not required to grant leaves of absence to employees when such leaves of absence immediately follow a leave of absence granted to another employee.
- (e) No individual employee shall request or receive in any contract year more than eighty (80) hours leave of absence under this Section and the total number of hours granted for leaves of absence under this Section to all employees shall not exceed 240 hours during the contract year.
- (f) Leave under this section will not be considered a break in continuous service.

Section 6. The Union shall designate to the District in writing individual employees selected and/or appointed as Chief Steward, Assistant Chief Steward, Job Stewards, and officers of the Union. Such designated representatives shall be entitled to a leave of absence for the purposes of representing Millard District employees covered by this agreement in: (1) collective bargaining; (2) grievance hearings if requested by the grievant; (3) investigation of a grievance if requested by the grievant; and (4) if requested by the employee, attendance at a meeting between an employee and his or her supervisor where such employee reasonable believes the meeting might result in disciplinary action. Such leave will also be granted to such designated representatives for the purpose of representing non-Millard District employees in the four areas stated immediately above with other employers who have collective bargaining agreements with the Union. Such leave is subject to the following conditions:

- (a) The employee shall request permission to be absent from his or her duties from the immediate supervisor at least five working days prior to the date of the requested leave, and such request shall not unreasonably be withheld provided, however, if sufficient time does not allow for a written request, the request shall be oral. The oral request will be followed by a written confirmation of the request upon return to duty.
- (b) If permission is given, the employee shall accurately record the time and reason of the absence on his or her timecard. The District shall not compensate the employee for such approved absence. The time of the absence shall be deemed to be included as part of the work week under Article V; provided however, the employee shall at the discretion of his or her supervisor perform hours of work to compensate for the absent time in whole or in part.
- (c) No more than one representative shall be present at any meeting occurring in Article XIV, Section 6, purpose number (4).
- (d) Leave under this section will not be considered a break in continuous service.

ARTICLE XV
Acts in Violation of Laws or Orders

Nothing in the Agreement shall be construed to require either party to act in violation of any State or Federal law of any Presidential Order and in the event such conditions should arise, this Agreement should be considered modified to the extent necessary to comply with the law.

ARTICLE XVI
Department Heads

The Union recognizes the right of the District to select and assign members of the collective bargaining unit as a Department Head. An employee selected shall remain a member of the department for which the employee is to represent as the Department Head.

The selection of the employee shall be made by the District and no provision of this Agreement, whether job posting, seniority or otherwise, shall apply to, or limit the exercise of, this right by the District.

The Department Head shall continue to perform his or her assigned duties as a member of the Department, and as Department Head, may have additional duties and shall receive extra compensation for the performance of the additional duties as Department Head. The rate or amount of the compensation shall be determined and established by the District and is not to be construed or subject to any approval by the Union or duty by the District to negotiate or bargain with the Union with respect to the compensation.

ARTICLE XVII
Payroll Deductions

Payroll deductions will be allowed for Union dues subject to rules and regulations set forth by District policy.

ARTICLE XVIII
Miscellaneous

A separate bulletin board may be provided by the District where the Union may post notices pertaining to union affairs or, in the alternative, the District may permit electronic mail communications from the Union to members of the collective bargaining unit pertaining to union affairs. No scandalous or obscene matter, no matters not otherwise pertaining to proper Union business and affairs, will be posted or distributed via District electronic mail.

ARTICLE XIX
Term of Contract

This agreement shall be in full force and effect from September 1, 2020 to and including August 31, 2021.

IN WITNESS WHEREOF, the parties hereto have caused this instrument to be executed on this ____ day of _____, 2020.

SCHOOL DISTRICT NO. 17,

**SERVICE EMPLOYEES INTERNATIONAL
UNION (A.F.L. – C.I.O.) LOCAL 226**

BY _____

BY _____

AGENDA SUMMARY SHEET

Agenda Item: Revised School Calendar for 2020-2021

Meeting Date: September 21, 2020

**Background/
Description:**

Our 2020-2021 Student School Calendar has been adjusted to reflect removing 3 student days and changing them to 3 teacher work days. This will move our student days from 179 to 176 for the 2020-21 school year. We are committed to staying open for in person learning in addition to our concurrent remote plan. Additional teacher work days are needed to support the concurrent remote plan. New teacher work days include:

- Friday, September 25, 2020
- Tuesday, November 3, 2020
- Monday, January 4, 2021

An additional change to this calendar is to remove the make up snow days that were listed during the week of May 25-28, 2021. Due to Millard's experience with teaching and working remotely, learning can continue during snow days.

Action Desired: Approve the Ratification of the Revised 2020-2021 Calendar

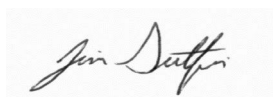
**Policy /
Strategic Plan**

Reference: Each year, the Board of Education shall approve a school calendar for the ensuing two years. (Policy 6020)

Responsible

Person(s): Dr. Kim Saum-Mills, Assistant Superintendent for Leadership, Planning & Evaluation

Superintendent's Signature:





2020-2021 School Calendar

**Middle and high school calendars may vary and are available on building websites.*

AUGUST 16				
M	T	W	Th	F
3	4	5	6	7
10	11	12	13	14
17	18	19	20	21
24	25	26	27	28
31				

Aug. 10 First Day for Students

Sept. 7 No School - Labor Day

Sept. 25 No School - Staff Work Day

Oct. 13 End of First Quarter

Oct. 14-16 No School - Conferences/Work Day/Prof Development

FEBRUARY 16				
M	T	W	Th	F
1	2	3	4	5
8	9	10	11	12
15	16	17	18	19
22	23	24	25	26

SEPTEMBER 20				
M	T	W	Th	F
	1	2	3	4
7	8	9	10	11
14	15	16	17	18
21	22	23	24	25
28	29	30		

Nov. 3 No School - Staff Work Day

Nov. 25-27 No School - Thanksgiving Break

Dec. 18 First Semester Ends

Dec 21-Jan 1 Winter Break

MARCH 10/13				
M	T	W	Th	F
1	2	3	4	5
8	9	10	11	12
15	16	17	18	19
22	23	24	25	26
29	30	31		

OCTOBER 9/10				
M	T	W	Th	F
			1	2
5	6	7	8	9
12	13	14	15	16
19	20	21	22	23
26	27	28	29	30

Jan. 4 No School - Staff Work Day

Jan. 5 Second Semester Begins

Jan. 18 No School - Martin Luther King Jr. Day

Feb. 10-12 No School - Conferences/Professional Development

Feb. 15 No School - Presidents' Day

Mar. 12 End of Third Quarter

APRIL 17				
M	T	W	Th	F
			1	2
5	6	7	8	9
12	13	14	15	16
19	20	21	22	23
26	27	28	29	30

NOVEMBER 17				
M	T	W	Th	F
2	3	4	5	6
9	10	11	12	13
16	17	18	19	20
23	24	25	26	27
30				

April 5-9 Spring Break

May 7 Half-Day for Middle Schools (5th Grade Orientation)

May 24 Last Day of School (Half Day)

May 29 Graduation

May 31 Memorial Day

MAY 16				
M	T	W	Th	F
3	4	5	6	7
10	11	12	13	14
17	18	19	20	21
24	25	26	27	28
31				

DECEMBER 14				
M	T	W	Th	F
	1	2	3	4
7	8	9	10	11
14	15	16	17	18
21	22	23	24	25
28	29	30	31	

Quarter Dates/Student Days		
Oct. 13	45 days	
Dec. 18	41 days	86
Mar. 12	44 days	
May 24	46 days	90
Total	176 days	

■ No School for Students

JUNE 0				
M	T	W	Th	F
		1	2	3
7	8	9	10	11
14	15	16	17	18
21	22	23	24	25
28	29	30		

JANUARY 18				
M	T	W	Th	F
				1
4	5	6	7	8
11	12	13	14	15
18	19	20	21	22
25	26	27	28	29

Approved at Board of Education Meeting - 2/4/2019

Revision approved at Board of Education Meeting - 5/6/2019

Revision ratified at Board of Education Meeting - 9/21/2020

JULY 0				
M	T	W	Th	F
			1	2
5	6	7	8	9
12	13	14	15	16
19	20	21	22	23
26	27	28	29	30

AGENDA SUMMARY SHEET

Agenda Item: Human Resources

Meeting Date: September 21, 2020

Background:

Description: Personnel Items: (1) Recommendation to Hire; (2) Resignation Agenda

Action Desired: Approval

**Policy /
Strategic Plan Reference:** N/A

Responsible Person(s): Dr. Kevin Chick
Associate Superintendent of Human Resources

Superintendent's Signature:



September 21, 2020

TEACHER RECOMMENDED FOR HIRE

Recommend: The following teachers be hired for the 2020-2021 school year:

1. Candy S. Woodward – MA – Grand Canyon University. Elementary Itinerant Support teacher for Millard Public Schools for the 2020-2021 school year. Previous Experience: Arizona Public Schools (2014-2020)
2. Heather M. Clements – BA – Peru State College. Part-time High Ability Learner teacher at Wheeler Elementary School for the 2020-2021 school year.
3. Elizabeth J. Heftie – BA+36 – University of Nebraska, Lincoln. Elementary Itinerant Support teacher for Millard Public Schools for the 2020-2021 school year.
4. Kelli M. Castillo – MA – College of Saint Mary, Omaha. Elementary Itinerant Support teacher for Millard Public Schools for the 2020-2021 school year.

September 21, 2020

RESIGNATIONS**Recommend: The following resignation(s) be accepted:**

1. Andrew B. McGreevy – Language Arts teacher at Millard North High School. Resigned effective immediately for personal reasons.

AGENDA SUMMARY SHEET

Agenda Item: Enrollment Report (as of August 27, 2020)

Meeting Date: September 21, 2020

Background/

Description:

Enrollment data will be pulled four times over the course of the school year and reported to the Millard Board of Education for public record. Enrollment data is stored in our student information system, Synergy.

Action Desired: Information / Discussion

Policy /

Strategic Plan

Reference:

Responsible

Person(s): Dr. Darin Kelberlau and Sharon Freeman

Superintendent's Signature:

A handwritten signature in black ink, appearing to read "Jim Daulton", is written on a light-colored rectangular background.

**August 27, 2020
Millard Public Schools
Total Enrollment**

Elementary	K	1	2	3	4	5	SpEd	Current	Current	YTD	Official 19/20
							Cluster	Total	Change	Change	Enrollment
Abbott (3 unit)	87	74	64	64	83	68		440	-	-	454
Ackerman (4 unit)	79	69	86	84	80	83		481	-	-	513
Aldrich (3 unit)	69	67	96	73	81	78		464	-	-	455
Black Elk (4 unit)	94	98	91	107	76	80		546	-	-	551
Bryan (3 unit)	43	63	55	49	54	55		319	-	-	346
Cather (3 unit)	65	62	57	69	64	73		390	-	-	381
Cody (2 unit)	33	36	34	36	35	34	13	221	-	-	229
Cottonwood (3 unit)	48	47	62	62	47	55		321	-	-	330
Disney (3 unit)	50	67	56	54	58	54	11	350	-	-	357
Ezra Millard (3 unit)	88	70	69	88	72	89		476	-	-	461
Harvey Oaks (2 unit)	44	58	46	50	54	54		306	-	-	310
Hitchcock (2 unit)	57	46	39	45	46	37		270	-	-	257
Holling Heights (3 unit)	52	55	64	59	53	50		333	-	-	328
Montclair (4 unit)	78	89	93	93	87	101		541	-	-	579
Morton (3 unit)	62	60	54	51	38	51		316	-	-	285
Neihardt (4 unit)	82	83	75	78	87	102		507	-	-	558
Norris (3 unit)	63	67	55	51	61	54		351	-	-	355
Reagan (4 unit)	78	70	85	97	94	81		505	-	-	526
Reeder (4 unit)	92	65	84	95	72	122		530	-	-	557
Rockwell (3 unit)	35	35	36	30	30	42	14	222	-	-	236
Rohwer (3 unit)	60	75	85	58	102	67	11	458	-	-	491
Sandoz (3 unit)	45	46	60	55	50	50		306	-	-	315
Upchurch (3 unit)	63	82	59	75	84	70		433	-	-	471
Wheeler (4 unit)	99	107	93	88	86	102	13	588	-	-	555
Willowdale (3 unit)	71	92	69	70	82	71		455	-	-	478
Totals	1637	1683	1667	1681	1676	1723	62	10,129	-	-	10,378

Middle	6	7	8	SpEd	Current	Current	YTD	Official 19/20
				Prgm*	Total	Change	Change	Enrollment
Andersen MS	321	316	319	8	956	-	-	964
Beadle MS	347	324	301	16	972	-	-	967
Central MS	304	302	276	13	882	-	-	866
Kiewit MS	316	317	331	0	964	-	-	978
North MS	272	291	248	15	811	-	-	821
Russell MS	245	273	237	0	755	-	-	758
Totals	1805	1823	1712	52	5,340	-	-	5,354

High	Grads YTD	9	10	11	12	SpEd	Current	Current	YTD	Official 19/20
						Prgm*	Total	Change	Change	Enrollment
North HS		641	651	633	611	25	2536	-	-	2531
South HS		632	640	656	595	47	2523	-	-	2450
West HS		575	530	557	568	24	2230	-	-	2257
Horizon HS		0	1	16	110	0	127	-	-	122
Totals		1848	1822	1862	1884	96	7,416	-	-	7,360

***SpEd Program Included in MS/HS Grade Level totals**

Contracted SpEd	55	-	-	65
Rule 18 Interim	7	-	-	12
Young Adult Program	70	-	-	57
Ombudsman (Primary)	4	-	-	13
Total District K-12	23,021	-	-	23,239
Total District Pre-K-12**	23,644	-	-	24,036

Itinerant, Contracted, & Home Visit Pre-K in Official 19/20 Enrollment: **109

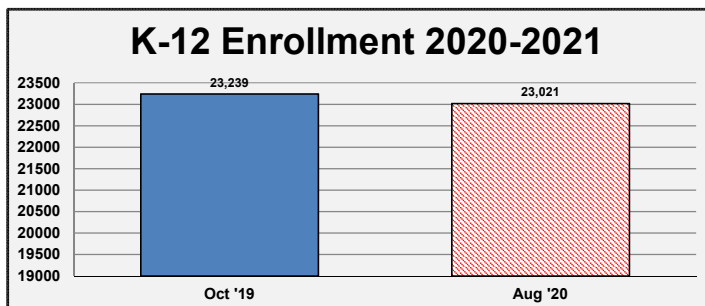
Itinerant, Contracted, & Home Visit Pre-K in Current Enrollment: **64

Preschool	SpEd	Not SpEd	Total	Official 19/20
Bryan	10	20	30	30
Cody	32	31	63	73
Disney	4	10	14	16
Harvey Oaks	24	19	43	52
Holling Heights	4	11	15	16
Montclair Montessori	1	57	58	84
Neihardt	13	22	35	52
Norris	4	11	15	15
Norris Montessori	1	22	23	30
Reagan	17	17	34	43
Rockwell	25	27	52	63
Sandoz	14	18	32	36
Wheeler	33	13	46	54
Homebased Infants	99	0	99	124
TOTAL			559	688

8/27/2020	
Elementary	10,129
Middle School	5,340
High School	7,416
Contracted & Rule 18	62
Young Adult	70
Ombudsman (Primary)	4
TOTAL	23,021

10/1/2019	
Elementary	10,378
Middle School	5,354
High School	7,360
Contracted & Rule 18	77
Young Adult	57
Ombudsman (Primary)	13
TOTAL	23,239

Career Academies	NHS	SHS	WHS	HHS	TOTAL
Education	12	11	15		38
Entrepreneurship	13	11	22		46
Health Sciences	23	23	70		116
Dist/Log Mgmt	9	1	16		26
Ombudsman (Primary and Secondary Assignment)					4



Elementary Classroom Enrollment											Class Size w/out SpEd	
	K	1	2	3	4	5	Current Total	Current Change	YTD Change	Official 19/20 Enrollment		
Abbott	24	24	22	20	22	23						
	22	25	20	21	19	22						
	22	25	22	23	21	23						
	19				21							
Total Students	87	74	64	64	83	68	440	-	-	454	440	
Total Teachers	4	3	3	3	4	3	20				20	
Classroom Avg	21.8	24.7	21.3	22.0	20.7	22.7	22.0				22.0	
Ackerman	18	24	21	21	20	22						
	20	22	22	21	21	20						
	20	23	22	20	20	20						
	21		21	22	19	21						
Total Students	79	69	86	84	80	83	481	-	-	513	481	
Total Teachers	4	3	4	4	4	4	23				23	
Classroom Avg	19.8	23.0	21.5	21.0	20.0	20.8	20.9				20.9	
Aldrich	23	22	25	25	27	26						
	22	23	24	24	27	25						
	24	22	24	24	27	27						
			23									
Total Students	69	67	96	73	81	78	464	-	-	455	464	
Total Teachers	3	3	4	3	3	3	19				19	
Classroom Avg	23.0	22.3	23.7	24.3	27.0	26.0	24.4				24.4	
Black Elk	24	24	23	21	24	20						
	22	24	22	21	26	19						
	24	25	22	23	26	20						
	24	25	24	21		21						
				21								
Total Students	94	98	91	107	76	80	546	-	-	551	546	
Total Teachers	4	4	4	5	3	4	24				24	
Classroom Avg	23.5	24.5	22.8	21.4	25.3	20.0	22.8				22.8	
Bryan	15	22	18	16	19	19						
	14	22	18	16	18	18						
	14	19	19	17	17	18						
Total Students	43	63	55	49	54	55	319	-	-	346	319	
Total Teachers	3	3	3	3	3	3	18				18	
Classroom Avg	14.3	21.0	18.3	16.3	18.0	18.3	17.7				17.7	
Cather							21	21	19	24	22	25
							21	21	20	23	20	23
							23	20	18	22	22	25
Total Students	0	0	0	0	0	0	65	62	57	69	64	73
Total Teachers	0	0	0	0	0	0	3	3	3	3	3	3
Classroom Avg							21.7	20.7	19.0	23.0	21.3	24.3
Cody	16	19	17	18	18	18						
	17	17	17	18	17	16						
Total Students	33	36	34	36	35	34	13	221	-	-	229	208
Total Teachers	2	2	2	2	2	2	2	14				12
Classroom Avg	16.5	18.0	17.0	18.0	17.5	17.0	6.5	15.8				17.3
Cottonwood	24	24	21	21	23	28						
	24	23	20	20	24	27						
			21	21								
Total Students	48	47	62	62	47	55	321	-	-	330	321	
Total Teachers	2	2	3	3	2	2	14				14	
Classroom Avg	24.0	23.5	20.7	20.7	23.5	27.5	22.9				22.9	
Disney	14	23	19	19	19	19	19	21	18	18	20	5
	17	23	19	17	19	17						6
						18						
Total Students	31	46	38	36	38	54	19	21	18	18	20	11
Total Teachers	2	2	2	2	2	3	1	1	1	1	1	2
Classroom Avg	15.5	23.0	19.0	18.0	19.0	18.0	19.0	21.0	18.0	18.0	20.0	5.5

Elementary Classroom Enrollment							SpEd Cluster	Current Total	Current Change	YTD Change	Official 19/20 Enrollment	Class Size w/out SpEd
K	1	2	3	4	5							
Ezra Millard	23	24	23	22	24	22						
	21	23	23	22	24	22						
	21	23	23	22	24	22						
	23			22		23						
Total Students	88	70	69	88	72	89		476	-	-	461	476
Total Teachers	4	3	3	4	3	4		21				21
Classroom Avg	22.0	23.3	23.0	22.0	24.0	22.3		22.7				22.7

K	1	2	3	4	5		Current Total	Current Change	YTD Change	Official 19/20 Enrollment	
Harvey Oaks	22	20	23	25	26	19					
	22	18	23	25	28	18					
		20				17					
Total Students	44	58	46	50	54	54	306	-	-	310	306
Total Teachers	2	3	2	2	2	3	14				14
Classroom Avg	22.0	19.3	23.0	25.0	27.0	18.0	21.9				21.9

K	1	2	3	4	5		SpEd Cluster	Current Total	Current Change	YTD Change	Official 19/20 Enrollment	
Hitchcock	20	23	21	22	24	18						
	19	23	18	23	22	19						
	18											
Total Students	57	46	39	45	46	37		270	-	-	257	270
Total Teachers	3	2	2	2	2	2		13				13
Classroom Avg	19.0	23.0	19.5	22.5	23.0	18.5		20.8				20.8

K	1	2	3	4	5		SpEd Cluster	Current Total	Current Change	YTD Change	Official 19/20 Enrollment	
Holling Heights	16	18	21	20	18	16						
	19	18	22	19	18	15						
	17	19	21	20	17	19						
Total Students	52	55	64	59	53	50		333	-	-	328	333
Total Teachers	3	3	3	3	3	3		18				18
Classroom Avg	17.3	18.3	21.3	19.7	17.7	16.7		18.5				18.5

K	1	2	3	4	5	M-K	M1-3	M4-5		Current Total	Current Change	YTD Change	Official 19/20 Enrollment	
Montclair	17	24	25	26	20	21	16	21	21					
	17	21	24	25	21	21	15	23	21					
						20	13	21	21					
								21	22					
								22	22					
Total Students	34	45	49	51	41	62	44	130	85	541	-	-	579	541
Total Teachers	2	2	2	2	2	3	3	6	4	26				26
Classroom Avg	17.0	22.5	24.5	25.5	20.5	20.7	14.7	21.7	21.3	20.8				20.8

K	1	2	3	4	5		SpEd Cluster	Current Total	Current Change	YTD Change	Official 19/20 Enrollment	
Morton	21	20	19	24	16	25						
	20	20	17	27	22	26						
	21	20	18									
Total Students	62	60	54	51	38	51		316	-	-	285	316
Total Teachers	3	3	3	2	2	2		15				15
Classroom Avg	20.7	20.0	18.0	25.5	19.0	25.5		21.1				21.1

K	1	2	3	4	5		Current Total	Current Change	YTD Change	Official 19/20 Enrollment		
Neihardt	22	21	18	20	22	21						
	21	21	19	19	22	21						
	20	20	19	20	22	21						
	19	21	19	19	21	21						
						18						
Total Students	82	83	75	78	87	102		507	-	-	558	507
Total Teachers	4	4	4	4	4	5		25				25
Classroom Avg	20.5	20.8	18.8	19.5	21.8	20.4		20.3				20.3

K	1	2	3	4	5	M-K	M1-3	M4-5		Current Total	Current Change	YTD Change	Official 19/20 Enrollment	
Norris	19	22	17	15	20	18	12	23	19					
	20	22	16	14	21	17	12	22	20					
								22						
Total Students	39	44	33	29	41	35	24	67	39	351	-	-	355	351
Total Teachers	2	2	2	2	2	2	2	3	2	19				19
Classroom Avg	19.5	22.0	16.5	14.5	20.5	17.5	12.0	22.3	19.5	18.5				18.5

K	1	2	3	4	5		Current Total	Current Change	YTD Change	Official 19/20 Enrollment		
Reagan	21	25	21	24	23	21						
	18	22	22	24	23	21						
	19	23	21	24	23	18						
	20		21	25	25	21						
Total Students	78	70	85	97	94	81		505	-	-	526	505
Total Teachers	4	3	4	4	4	4		23				23
Classroom Avg	19.5	23.3	21.3	24.3	23.5	20.3		22.0				22.0

Elementary		Classroom Enrollment										SpEd	Current	Current	YTD	Official 19/20	Class
	K	1	2	3	4	5	SpEd	Current	Current	YTD	Official 19/20	Enrollment	Size w/out				
							Cluster	Total	Change	Change	Enrollment	SpEd					
Reeder	19	23	21	24	24	25											
	19	19	21	23	24	23											
	18	23	21	24	24	25											
	18		21	24		25											
	18					24											
Total Students	92	65	84	95	72	122		530	-	-	557		530				
Total Teachers	5	3	4	4	3	5		24					24				
Classroom Avg	18.4	21.7	21.0	23.8	24.0	24.4		22.1					22.1				
Rockwell	15	17	18	15	18	22	7										
	20	18	18	15	12	20	7										
Total Students	35	35	36	30	30	42	14	222	-	-	236		208				
Total Teachers	2	2	2	2	2	2	2	14					12				
Classroom Avg	17.5	17.5	18.0	15.0	15.0	21.0	7.0	15.9					17.3				
Rohwer	21	24	21	19	25	22	6										
	20	26	22	19	26	22	5										
	19	25	22	20	24	23											
			20		27												
Total Students	60	75	85	58	102	67	11	458	-	-	491		447				
Total Teachers	3	3	4	3	4	3	2	22					20				
Classroom Avg	20.0	25.0	21.3	19.3	25.5	22.3	5.5	20.8					22.4				
Sandoz	15	15	20	19	17	16											
	15	16	20	18	17	16											
	15	15	20	18	16	18											
Total Students	45	46	60	55	50	50		306	-	-	315		306				
Total Teachers	3	3	3	3	3	3		18					18				
Classroom Avg	15.0	15.3	20.0	18.3	16.7	16.7		17.0					17.0				
Upchurch	21	21	19	19	21	24											
	20	20	20	18	21	23											
	22	21	20	19	20	23											
		20		19	22												
Total Students	63	82	59	75	84	70		433	-	-	471		433				
Total Teachers	3	4	3	4	4	3		21					21				
Classroom Avg	21.0	20.5	19.7	18.8	21.0	23.3		20.6					20.6				
Wheeler	20	21	23	21	22	25	6										
	18	20	25	22	21	25	7										
	19	21	24	22	21	26											
	20	23	21	23	22	26											
	22	22															
Total Students	99	107	93	88	86	102	13	588	-	-	555		575				
Total Teachers	5	5	4	4	4	4	2	28					26				
Classroom Avg	19.8	21.4	23.3	22.0	21.5	25.5	6.5	21.0					22.1				
Willowdale	23	23	23	24	21	23											
	23	24	24	22	21	24											
	25	22	22	24	20	24											
		23		20													
Total Students	71	92	69	70	82	71		455	-	-	478		455				
Total Teachers	3	4	3	3	4	3		20					20				
Classroom Avg	23.7	23.0	23.0	23.3	20.5	23.7		22.8					22.8				
Elementary Totals							SpEd	Current	Current	YTD	Official 19/20						
Grade	K	1	2	3	4	5	Cluster	Total	Change	Change	Enrollment						
Students	1637	1683	1667	1681	1676	1723	62	10129	-	-	10378		10067				
Teachers	84	75	77	77	75	78	10	491					481				
Classroom Avg	19.5	22.4	21.6	21.8	22.3	22.1	6.2	20.6					20.9				
Andersen MS	321	316	319				8	956	-	-	964						
Beadle MS	347	324	301				16	972	-	-	967						
Central MS	304	302	276				13	882	-	-	866						
Kiewit MS	316	317	331				0	964	-	-	978						
North MS	272	291	248				15	811	-	-	821						
Russell MS	245	273	237				0	755	-	-	758						
Totals	1805	1823	1712				52	5340	-	-	5354						
North HS				9	10	11	12	25	2536	-	-	2531					
South HS				641	651	633	611	47	2523	-	-	2450					
West HS				632	640	656	595	24	2230	-	-	2257					
Horizon HS				575	530	557	568		127	-	-	122					
Totals				0	1	16	110	96	7416	-	-	7360					
Contracted SpEd								55	-	-	65						
Rule 18 Interim								7	-	-	12						
Young Adult Program								70	-	-	57						
Ombudsman (Primary Enrollment)								4	-	-	13						
Total District Enrollment								23021	-	-	23239						

Remote Learners August 27, 2020	
School	Count
Abbott Elementary	70
Ackerman Elementary	74
Aldrich Elementary	141
Black Elk Elementary	81
Bryan Elementary	71
Cather Elementary	182
Cody Elementary	67
Cottonwood Elementary	38
Disney Elementary	112
Ezra Millard Elementary	83
Harvey Oaks Elementary	49
Hitchcock Elementary	49
Holling Heights Elementary	86
Montclair Elementary	136
Morton Elementary	57
Neihardt Elementary	109
Norris Elementary	89
Reagan Elementary	61
Reeder Elementary	39
Rockwell Elementary	45
Rohwer Elementary	48
Sandoz Elementary	63
Upchurch Elementary	55
Wheeler Elementary	88
Willowdale Elementary	53
Andersen Middle School	137
Beadle Middle School	157
Kiewit Middle School	162
Millard Central Middle School	189
Millard North Middle School	282
Russell Middle School	121
Keith Lutz Horizon High School	56
Millard North High School	516
Millard South High School	454
Millard West High School	211
Project Search	2
Young Adult Program	14
Ombudsman	1

AGENDA SUMMARY SHEET

Agenda Item: Student Services 2019-20 Year End Report

Meeting Date: September 21, 2020

Background/

Description:

The Student Services Year End Report provides an overview of data related to various services and functions provided within Student Services such as attendance, enrollment, discipline, health services, counseling services, and crisis response.

Action Desired: Information only

Policy /


Strategic Plan

Reference:

5100, 5110, 5130, 5200, 5220, 5300, 5400, 5410, 5450, 5460, 5470, 5480, 5495, 5490, 5600, 5620, 5900

Responsible Person(s): Bill Jelkin, Director of Student Services

Superintendent's Signature:





***STUDENT SERVICES
YEAR END REPORT
2019/2020***



***Submitted by:
Mr. Bill Jelkin
Student Services
Director***

Table of Contents

STUDENT ATTENDANCE & ENROLLMENT

Student Attendance Rates	1
Excessive Absences	1
Millard Students Attending Private Schools	2
Millard Home School Students	2
Wards of State/Court Enrollment	2
Foreign Exchange Enrollment	2
Option Enrolled Students	3
Open Enrolled Students	4
Within District Transfers	4

STUDENT DISCIPLINE

Events by Elementary	6
Events by Secondary	8
Drug and Violence Event Summary	10
Events Associated with Drugs and Alcohol	10
Out of School Disciplinary Resolutions	12
Repeat Offences	16
Ombudsman Education Program	17
Alcohol Breath Testing Device Utilization	17
Disciplinary Hearings	17

STUDENT HEALTH SERVICES

Special Health Care Related Assignments	18
Student Health Screens	18
Health Related Contacts	18

COUNSELING/ SOCIAL WORK/ KIDS AT-RISK

District Counseling Contacts	19
Social Workers Contacts	19
Crisis Team	19
Crisis Intervention for Students At-Risk	20
Child Abuse and Neglect	20
Connections Referrals	21
Gaggle Reports	21

SECURITY & EMERGENCY MANAGEMENT

Hotline Calls	22
School Resource Officers	23

SCHOLARSHIP REPORT

24

Executive Summary

The executive summary contains an overview of the key topics and related statistics contained in the 2019/2020 Student Services Year End Report. The comparative statistics for each area are noted below.

	<u>2017/18</u>	<u>2018/19</u>	<u>2019/20</u>
Student Services Attendance/Enrollment			
Overall Attendance Rates	95%	96%	97%
Percentage of MPS Students Attending Private Schools	10%	10%	14%
Percentage of MPS Students In Exempt (Home) School	3%	3%	3%
Open & Option Program Gains and Losses			
Entered the District	496	507	745
Left the District	196	240	162
Within District Transfers-Approved	1,100	1,182	1,036
Foreign Exchange Students Enrolled	8	9	9
Student Discipline			
Discipline Events	7,960	7,516	5,640
Drug/Alcohol Related Events	125	133	119
Out of School Suspensions	1,255	1,421	1,218
Disciplinary Hearings Conducted	6	6	2
Student Health Services			
Health Related Contacts	303,701	309,646	264,368
Health Screens Administered	50,156	47,129	44,420
Counseling and Students At-Risk			
Counseling Contacts	58,331	61,130	55,657
Number of Crisis Team Responses	4	8	8
Crisis Interventions By All School Personnel	220	196	191
Child Abuse and Neglect Reports	163	206	229
Gaggle Safety Reports		1024	1194
High School Therapy Referrals	75	180	123
Security & Emergency Management			
Safe2Help Calls	65	72	128

Student Attendance Rates

Table 1 - Percent of Students in Attendance

High Schools	2017/18	2018/19	2019/20
3 Schools	94%	95%	96%
Middle Schools			
6 Schools	95%	96%	97%
Elementary Schools			
25 Schools	96%	96%	97%
Alternative Schools			
Horizon	78%	80%	83%
Young Adult Program	92%	92%	92%
Ombudsman Program	84%	88%	85%
District Average	95%	96%	97%

Excessive Absences

Table 2 - Number of Excessively Absent Students and County Attorney Referrals

20+ Days Absent District Totals						
District	# of Students	Total Days	Unexcused Days	Excused Days	Medical Days	# Referred
2017/18	1,271	43,861	16,616	27,244	22,855	84
2018/19	1,559	52,795	19,516	33,279	27,775	138
2019/20	923	30,886	12,677	18,209	15,743	89
20+ Days Absent by Level						
Elementary	# of Students	Total Days	Unexcused Days	Excused Days	Medical Days	# Referred
2017/18	263	7,661	2,283	5,378	4,199	9
2018/19	373	10,885	3,509	7,376	5,488	9
2019/20	192	5,204	1,598	3,606	2,808	2
Middle	# of Students	Total Days	Unexcused Days	Excused Days	Medical Days	# Referred
2017/18	331	10,921	2,751	8,170	6,841	19
2018/19	350	11,178	3,309	7,869	6,483	22
2019/20	173	5,199	1,375	3,824	3,282	6
High	# of Students	Total Days	Unexcused Days	Excused Days	Medical Days	# Referred
2017/18	855	30,989	13,256	17,733	15,446	56
2018/19	900	33,001	14,623	18,378	15,863	107
2019/20	558	20,484	9,703	10,780	9,654	81
<i>All data is through the last day of school.</i>						
<i>Days absent are rounded numbers calculated by the number of instructional minutes missed.</i>						

Private School Students

Percentages are calculated from the total Millard School District K-12 student population for each year.

Table 3 - Millard Students Attending Private Schools

	2017/18	%	2018/19	%	2019/20	%
K-5	947	4.10%	1,008	4.32%	1,020	4.39%
6-12	1,342	5.81%	1,432	6.14%	1,365	5.87%
Totals	2,289	9.91%	2,440	10.46%	2,385	10.26%
Total Millard Resident Student Population	23,105		23,320		23,239	

Home School Students

In accordance with Policy 6680 and accompanying Rules 6680.1 and 6680.2, exempt school students may request programs and services from the Millard School in their attendance area. Percentages are calculated from the Millard Resident K-12 student population for each year.

Table 4 - Millard Homeschool Students

	2017/18	%	2018/19	%	2019/20	%
K-5	293	1.27%	323	1.39%	347	1.49%
6-12	317	1.37%	301	1.29%	161	0.69%
Totals	610	2.64%	624	2.68%	508	2.19%
Total Millard Resident Student Population	23,105		23,320		23,239	

Wards of State

The total Millard School District K-12 population includes only students attending Millard Public Schools.

Table 5 - Wards of State

	2017/18	2018/19	2019/20
K-5	51	42	46
6-12	72	45	43
Totals	123	87	89
Total Millard Student Population	23,105	23,320	23,239

Foreign Exchange Students

Board Rule 5100.4 allows for the enrollment of up to 9 foreign exchange students per year into Millard Public Schools

Table 6-Foreign Exchange Students

School Attended	Female	Male	Country of Origin
Millard North High	3		Italy (2) Germany
Millard South	3		Germany (2) Italy
Millard West	3		Switzerland (2) Denmark

Option Enrolled Students

For the 2019-20 school year, the following Millard schools were closed to Option Enrollment students: Reagan Elementary, Reeder Elementary, Upchurch Elementary, Wheeler Elementary, Beadle Middle School, Russell Middle School, Millard West High School.

Table 7 - Option-Out Transfers Out to another School District

District	K	1	2	3	4	5	6	7	8	9	10	11	12	2019/20	2018/19	2017/18
Bellevue	2		1						1	1			1	6	7	5
Bennington														0	3	1
Connestoga														0	0	0
DC West									1		1	1		3	4	11
Elkhorn						2	1	3			2	1	2	11	8	10
Fremont														0	2	0
Ft Calhoun	1										1			2	0	0
Gretna	1		1		2	1	2			2	2			11	15	6
OPS	13	3	3	1	4	3	1	1		10	4	8	1	52	91	58
Pap/LaVista	7		1	1	1				1	1	2	2	2	18	22	27
Ralston	3	1	1	1	2			9	1	2	3	1	1	25	65	46
So. Sarpy	2						1		1					4	8	3
Westside	9		4	1	1		2	4	3	2	2	3		31	13	20
Yutan											1			1	2	1
2019/20 Totals	37	4	11	4	10	6	7	17	8	18	17	16	7	162		
%	23%	2%	7%	2%	6%	4%	4%	10%	5%	11%	10%	10%	4%			
2018/19	28	11	11	17	14	7	20	24	16	30	18	23	21	240		
2017/18	30	13	5	14	13	7	7	20	21	26	12	21	7	196		

Option Enrolled Students

Board Rule 5100.3 provides the ability for student living outside the Millard Public School the opportunity to option enroll into the District. The Rule outlines the procedures for application and acceptance.

Table 8 - Option Enrollment Transfers into Millard Public Schools

District	K	1	2	3	4	5	6	7	8	9	10	11	12	2019/20	2018/19	2017/18
Bellevue	1	1								1				3	6	8
Bennington	2	1		1			6		1	4				15	5	4
Blair														0	1	1
Cedar Bluffs										1				1	0	0
Connestoga														0	2	0
DC West	1					1	2			1		2		7	8	1
Elkhorn	15	5	4	2	4	1	16	4	1	15	4	5	6	82	47	20
Elmwood-Murdock														0	1	0
Fremont						1	1		1				1	4	3	0
Gretna	4	1	1	1	1		4	1		2	2	3	6	26	12	9
Louisville														0	3	0
OPS	101	17	12	12	17	17	136	16	11	155	15	12	14	535	357	392
Pap/LaVista	1	2	1	2	1	6	1	1	2	5	1	1		24	18	18
Plattsmouth				1									1	2	0	0
Ralston	10		3	3	3		9	2	2	5		2		39	31	24
So. Sarpy							1		1	1				3	1	4
Syracuse-Dunbar-Avooca														0	2	0
Wahoo														0	1	0
Westside	3									3		1		7	9	12
Yutan												2		2	0	0
2019/20 Totals	138	27	21	21	26	26	176	24	19	192	22	26	27	745		
%	19%	4%	3%	3%	3%	3%	24%	3%	3%	26%	3%	3%	4%			
2018/19	202	22	15	25	25	20	22	31	18	57	28	17	25	507		
2017/18	212	27	17	13	19	21	30	9	6	68	31	32	11	496		

Table 9 - Total Open/Option Enrolled Students Currently Attending Millard Public Schools

Level	2017/18	2018/19	2019/20
Elementary	1,337	1,216	1,126
Middle	702	691	697
High	954	875	1070
Totals	2,993	2,782	2,893

Within District Transfer

Board Rule 5110.1 Transfer of Student within the District outlines the processes and procedures current students must follow to request transfer to another school within the District.

Table 10 - Within District Transfer Requests and Approvals

2017/18	Total Requests	Approved	Denied	Canceled	% of Total Requests Approved
High School	268	211	8	49	79%
Middle School	374	295	8	71	79%
Elem School	799	594	8	197	74%
All Schools	1,441	1,100	24	317	76%
% of Requests		76%	2%	22%	
2018/19	Total Requests	Approved	Denied	Canceled	% of Total Requests Approved
High School	305	250	16	39	82%
Middle School	424	302	18	104	71%
Elem School	829	630	20	179	76%
All Schools	1,558	1,182	54	322	76%
% of Requests		76%	3%	21%	
2019/20	Total Requests	Approved	Denied	Canceled	% of Total Requests Approved
High School	278	216	27	35	78%
Middle School	406	295	22	89	73%
Elem School	736	525	27	184	71%
All Schools	1,420	1,036	76	308	73%
% of Requests		73%	5%	22%	

STUDENT DISCIPLINE

The goal and intention of the District is to enable students to obtain an education within a safe environment, free of violence or the threat of violence, illegal drugs, alcohol, weapons, or any conduct which interferes or disrupts the educational process.

Each school year an emphasis is placed on consistent reporting. To help ensure data is reported consistently, monthly student discipline meetings are held with building principals and assistant principals. An alphabetical listing of “events” complete with detailed definitions was created in 2008 and is annually shared with each building administrator. This “event” listing is reviewed annually by the discipline committee and can also be found in the student information system (SIS). Each time a behavior is entered into the SIS, the list can be easily accessed electronically to ensure the correct “event(s)” are being entered into the system. The reported codes mirror those codes reported to the Nebraska Dept. of Education.

Student Code of Conduct

The Standards for Student Conduct (Rule 5400.6) defines the disciplinary rules for the Millard School District. These rules are uniform across the District and are approved by the Board of Education each school year. The Standards for Student Conduct are published in the student handbook by each building and are reviewed with students annually. All students are required to acknowledge receipt and understanding of the Student Code of Conduct.

Elementary Behavior Events**Table 11- Elementary School Events for 2019/20**

Code	Events	ABB	ACK	ALD	BLA	BRY	CAT	COD	COT	DIS	EZR	HAR	HIT	HOL	MON	MOR	NEI	NOR	REA	REE	ROC	ROH	SAN	UPC	WHE	WIL	TOTAL
1	Physical Assault	3			4		3	1							2	1				3	1						18
2	Fighting			2		9		2		4		1		3	2		10	5					2			2	42
3	Pushing/Shoving		1			2	1	3	4	17	24			1	10				102	1	2			2	5	1	176
4	Threats - Level 1	5	1	1	1	4	2	5	3	7	1	1		4	4	3	3	2	2	2			6	4	2	5	68
5	Threats - Level 2	1			1	1		2		1				1				2					1	3			13
6	Threats - Level 3						1											1									2
8	Physical Injury		7					1	6	14		1		13	2			6	3	8		8		2		10	81
10	Other Dangerous Weapons							1		1	1										1						4
11	Poss. Pro Objects													1		1					1						3
14	Sexual Harassment								1			1															2
15	Harassment								4	3	1						1								1		10
16	Bullying	1					1			3	1	3		1				2	11		1						24
25	Possession of Tobacco								1					1				2									4
26	Use of Tobacco																1										1
29	Public Indecency						1															1		1	1		4
33	Larceny (Theft)	1			2	1	1	8	1			3			1						1		1			1	21
40	Insubordination	8	3		2	11	10		32	8	47	1	2	24	8		25	10	4	1	8	7	11	12	5	15	254
41	Disruptive Behavior	7	30	8	1	2	14	52	152	61	84	54	28	50	32	28	9	61	6	11	11	30	53	1	11	22	818
58	Poss. of Medications																1										1
62	Dist. Non-Presc. Meds						1																				1
76	Repeated Offenses							3	2			14		1				1			1					3	25
77	Harm to Self													1	3		1								1		6
93	Harassment - Title IX									1																	1
95	Failure to Comply		8				8	12				5		11	2	1	2		3			8		5	5		70
96	Run Away	1		1			9		1	1				14	1			5				1		1			35
98	Use/Poss. Dangerous Weapons							1																			1
	2019/20	27	50	12	11	30	52	90	208	121	159	84	30	125	68	33	54	199	29	27	27	54	74	31	31	59	1,685
	2018/19	29	51	16	132	112	39	211	186	110	260	79	38	101	190	97	46	204	56	123	42	179	142	93	25	131	2,692
	2017/18	48	64	28	70	63	35	302	204	62	232	65	27	61	79	75	154	422	51	78	52	56	170	52	64	93	2,607

Elementary Behavior Events**Table 12 - Total Elementary Events by Year**

Code	Events	2017/18	2018/19	2019/20
1	Physical Assault	45	112	18
2	Fighting	77	51	42
3	Pushing/Shoving	328	202	176
4	Threats - Level 1	112	116	68
5	Threats - Level 2	30	36	13
6	Threats - Level 3	3	3	2
8	Physical Injury	41	52	81
10	Other Weapons	2	1	4
11	Poss. Prohib. Objects	9	9	3
14	Sexual Harassment	12	3	2
15	Harassment	51	14	10
16	Bullying	56	34	24
25	Possession of Tobacco	0	0	4
26	Use of Tobacco	0	0	1
29	Public Indecency	14	17	4
33	Larceny (Theft)	64	49	21
40	Insubordination	425	461	254
41	Disruptive Behavior	1,136	1,247	818
58	Possession of Medications	0	0	1
62	Distribution of Non-Prescribed Medications	0	1	1
64	Sexual Contact	1	1	0
76	Repeated Offenses	14	14	25
77	Harm to Self	1	0	6
82	Bullying - Title VI	2	1	0
92	Harassment - Title VI	3	0	0
93	Harassment - Title IX	0	4	1
94	Not following Instruction	1	0	0
95	Failure to Comply	168	246	70
96	Run Away	10	17	35
98	Use/Poss. Dangerous Weapons	1	0	1
99	Pornography	1	1	0
	Totals	2,607	2,692	1,685

Secondary Behavior Events**Table 13 - Secondary School Events for 2019/20**

Code	Events	AMS	BMS	CMS	KMS	NMS	RMS	NHS	SHS	WHS	HHS	OMB	HSA	OTH	SUM	YAP	Total
1	Physical Assault	4	2		3			10	10	2	2						33
2	Fighting	11	2	14	18	8	15	18	22	4	2						114
3	Pushing/Shoving	40	40	126	66	32	23	9	17	12							365
4	Threats - Level 1	14	4	26	14	7	3	4	11	3						1	87
5	Threats - Level 2	14	1	2	2	3	9	5	8		2	1					47
6	Threats - Level 3	3						1	1								5
8	Physical Injury	1		4	3		1	7	3								19
10	Other Weapons			1										1			2
11	Poss. Pro Objects	1	2	6	1			1	15	2							28
13	Sexual Assault Att.			1					2	1							4
14	Sexual Harassment	1	3	4	5	3	6	6									28
15	Harassment	24	31	5	44		10		6	2							122
16	Bullying	5		8	11	21	5	2	1								53
17	Drugs - Poss.				1	1		23	21	3	2						51
18	Drugs - Use/Und Infl			1				2	7		4						14
19	Drugs - Dist. Of					1	2	3	2								8
20	Distr. Alcohol	1								5							6
21	Alcohol Poss.	7						1	2	3							13
22	Alcohol Use/Und Inf	1						4		5	2						12
25	Tobacco – Poss. Of	11	2	19	8			47	39	14	11				1		152
26	Tobacco - Use of	10	2	5				9	24	11	4						65
29	Public Indecency		1		1			1	3								6
33	Larceny (Theft)		7	9	19	2	5	8	10	7							67
40	Insubordination	23	49	53	21	64	41	71	122	29	51		1		1		526
41	Disruptive Behavior	268	116	340	150	225	86	123	151	59	40					4	1,562
58	Poss. of Med.	3	1	2	1	3			1								11
61	Dist. Presc. Meds							2									2
64	Sexual Contact			1	1	1		1									4
76	Repeated Offenses	3	2	24	20	11	12	4	8	1							85
77	Harm to Self			3			2	5	1								11
81	Bullying - Title II								4								4
82	Bullying - Title VI					1			2								3
91	Harass. – Title II				1												1
92	Harass. – Title VI	1		1			1	1	1								5
93	Harass - Title IX		4		2				3	1							10
95	Failure to Comply	115	26	31	32	137	22	3	40	1	9						416
96	Run Away			2					1								3
98	Use/Pos. Danger Weap						1		1								2
99	Pornography	4				2	2									1	9
	2019/20	565	295	688	424	522	246	371	539	165	129	1	1	1	2	6	3,955
	2018/19	733	432	897	438	548	222	378	841	241	85	1	0	0	2	6	4,824
	2017/18	567	420	823	367	713	521	362	871	265	151	0	0	0	12	1	5,073

Secondary Behavior Events**Table 14 - Total Secondary Events by Year**

Codes	Events	2017/18	2018/19	2019/20
1	Physical Assault	32	31	33
2	Fighting	134	214	114
3	Pushing and Shoving	351	492	365
4	Threats - Level One	100	107	87
5	Threats - Level Two	43	54	47
6	Threats - Level Three	11	11	5
8	Physical Injury	19	17	19
10	Other Weapons	8	3	2
11	Poss Prohib Objects	24	18	28
13	Sexual Assault Attempted	1	1	4
14	Sexual Harassment	37	34	28
15	Harassment	276	159	122
16	Bullying	63	84	53
17	Drugs - Poss of	47	57	51
18	Drugs - Use/Under Infl	18	16	14
19	Distribution of Drugs	12	7	8
20	Distribution of Alcohol	6	7	6
21	Alcohol - Poss of	14	14	13
22	Alcohol - Use/Under Infl	9	16	12
25	Tobacco - Poss of	110	191	152
26	Tobacco - Use of	119	144	65
29	Public Indecency	6	2	6
33	Larceny (Theft)	79	82	67
34	Arson/False Fire Alarm	1	0	0
40	Insubordination	824	658	526
41	Disruptive Behavior	2,058	1,881	1,562
58	Poss of Medications	11	8	11
60	Trans of Medication	1	3	0
61	Dist Presc Meds	5	1	2
62	Dist Non-Presc Meds	2	3	0
64	Sexual Contact	6	7	4
76	Repeated Behavior	140	76	85
77	Harm to Self	26	0	11
81	Bullying - Title II	0	0	4
82	Bullying - Title VI	3	1	3
83	Bullying - Title IX	2	1	0
91	Harassment - Title II	13	2	1
92	Harassment - Title VI	19	8	5
93	Harassment - Title IX	7	9	10
94	Not Following Instruction	1	0	0
95	Failure to Comply	420	387	416
96	Run Away	0	0	3
98	Use/Poss. Dang Weapons	5	1	2
99	Pornography	10	16	9
	Totals	5,073	4,823	3,955

Drugs and Violence Events

The event categories that were disaggregated for violence indicators include: physical assault, fighting, threats-level one, threats-level two, and threats-level three, bomb threat, physical injury, guns, and other weapons. “Firearms” refer to all types of guns including pellet, air-soft, paint ball, stun guns and BB guns. This data is cyclical when compared to data gathered over the past three years.

Acts of threats or violence directly impact school safety and must be addressed by District discipline procedures as well as safety programs. We strive to identify students who have violent tendencies so they are monitored and placed in appropriate educational programs as needed and required by law.

Table 15 - Events Associated with Violence against Others

Event	2017/18	2018/19	2019/20
Physical Assault	77	143	51
Fighting	211	265	156
Threat Level 1	212	223	155
Threat Level 2	73	90	60
Threat Level 3	14	14	7
Bomb Threat	0	1	0
Personal Injury	60	69	100
Firearms	0	0	0
Other Dangerous Weapons	10	4	6
Poss. Certain Prohibited Objects	33	27	31
Use and Possession Dangerous Weapons	6	1	3
Totals	696	837	569

Drug and Alcohol Events

The District’s drug detection dog, alco-sensors (breathalyzers/wands) as well as aerosol sprays designed to detect drug residue continue to be used. Parents of students, who have been sanctioned regarding the use of alcohol or other drugs have shared that our suspension reduction program is helpful.

Table 16 - Events Associated with Drug and Alcohol

	2017/18	2018/19	2019/20
Drugs	77	80	73
Alcohol	29	37	31
Medications	19	16	15
Totals	125	133	119

Elementary Suspensions & Expulsions**Table 17 - Elementary Out of School Resolutions by Event for 2019/20**

Event	ABT	ACK	ALD	BLA	BRY	CAT	COD	COT	DIS	EZR	HAR	HIT	HOL	MON	MOR	NEI	NOR	REA	REE	ROC	ROH	SAN	UPC	WHE	WIL	Res.	TOTAL
Physical Assault	1					2	1							2	1											ST Sus	7
						1																				Emer. Ex	1
Fighting					6								2	2		3	3					1				ST Sus	17
Pushing and Shoving																	21									ST Sus	21
Threats - Level 1						1	1		2						1	1						1				ST Sus	7
Threats - Level 2							1										1					1	2			ST Sus	5
Threats - Level 3						1																				LT Sus	1
Personal Injury		3					1		9				3				3					5	2	3		ST Sus	29
													1													Emer. Ex	1
Other Dangerous Weapons										1																ST Sus	1
									1																	Emer. Ex	1
Poss. Prohibited Objects													1		1					1						ST Sus	3
Sexual Harassment								1			1															ST Sus	2
Bullying						1																				ST Sus	1
Possession of Tobacco								1					1				2									ST Sus	4
Use of Tobacco																1										ST Sus	1
Theft/Larceny				1																						ST Sus	1
Insubordination																4	1	1				1	7	1		ST Sus	15
																						1				Emer. Ex	1
Disruptive Behavior			1			1	2	1	1	1					13		3					1		1		ST Sus	25
						1																				Emer. Ex	1
Poss. of Medications																1										ST Sus	1
Repeated Offenses													1				1									ST Sus	2
Harm to Self														3												Emer. Ex	3
Failure to Comply							4									1							2			ST Sus	7
						3																				Emer. Ex	3
Run Away	1												1	1								1				ST Sus	4
						5																				Emer. Ex	5
Dangerous Weapons								1																		ST Sus	1
Total Resolutions	2	3	1	1	6	16	10	4	13	2	1	0	8	10	15	12	35	1	0	1	6	6	13	1	4		171
Total LT Suspensions	0	0	0	0	0	1	0	0	0	0	0	0	0	0	0	0	0	0	0	0	0	0	0	0	0		1
Total ST Suspensions	2	3	1	1	6	5	10	4	12	2	1	0	8	6	15	12	35	1	0	1	6	5	13	1	4		154
Total Emergency Exclusions	0	0	0	0	0	10	0	0	1	0	0	0	0	4	0	0	0	0	0	0	0	1	0	0	0		16

Secondary Suspensions & Expulsions**Table 18 - Secondary Out of School Resolutions by Event for 2019/2020**

Event	AMS	BMS	CMS	KMS	NMS	RMS	NHS	SHS	WHS	HHS	OMB	OTH	SUM	YAP	Res.	Total
1 Physical Assault							3	2	2	1					Expul	8
	4	2		2			6	7		1					LT Sus	22
2 Fighting								1							Expul	1
			2		2		1	3		2					LT Sus	10
	11	2	12	15	5	15	15	18	4						ST Sus	97
3 Pushing and Shoving	5	4	69	4	3	2	5	11	8						ST Sus	111
4 Threats - Level 1	2		2	2	3	1	2	5	3					1	ST Sus	21
5 Threats - Level 2											1				Expul	1
	3				1	1	2	4		2					LT Sus	13
	9		1	1	2	6	3	4							ST Sus	26
6 Threats - Level 3	1						1	1							Expul	3
	1														LT Sus	1
	1														EMExc	1
8 Personal Injury			1			1									Expul	2
			1				2								LT Sus	3
	1		2	1			3	3							ST Sus	10
10 Other Dangerous Weapons												1			Expul	1
			1												LT Sus	1
11 Poss. Prohibited Object								1							LT Sus	1
		1	6	1			1	12	2						ST Sus	23
13 Sexual Assault/Attempted			1					1	1						Expul	3
								1							EMExc	1
14 Sexual Harassment							1								LT Sus	1
		1	2				3								ST Sus	6
15 Harassment								1							LT Sus	1
	4		3			4		3	1						ST Sus	15
16 Bullying			1												Expul	1
							1								LT Sus	1
			1		3	1									ST Sus	5
17 Drugs - Possession							4	2	1	2					Expul	9
					1		19	19	2						LT Sus	41
18 Drugs- Use/Under Influence										2					Expul	2
			1				1	7		2					LT Sus	11
19 Drugs - Distribution					1	2	3	1							Expul	7
20 Alcohol - Distribution	1								5						Expul	6
21 Alcohol - Possession	1								1						Expul	2
	5						1	1							LT Sus	7
22 Alcohol - Use/Under Influence										1					Expul	1
	1						4		5	1					LT Sus	11
25 Tobacco - Possession								1							LT Sus	1
	9	2	19	7			46	37	13	11			1		ST Sus	145
26 Tobacco - Use	9		5				9	22	11	4					ST Sus	60
29 Public Indecency							1	2							ST Sus	3
33 Theft/Larceny									1						LT Sus	1
			2	1			7	8	4						ST Sus	22

Out of School Disciplinary Resolutions**Table 19 - Total Elementary Out of School Resolutions**

Resolutions	2017/18	2018/19	2019/20
Expulsion	0	0	0
Mandatory Reassignment	0	0	0
Long-Term Suspension	0	0	1
Short-Term Suspension	129	167	154
Emergency Exclusion	1	3	16
Totals	130	170	171

Table 20- Total Middle School Out of School Resolutions

Resolutions	2017/18	2018/19	2019/20
Expulsion	8	3	14
Mandatory Reassignment	0	1	0
Long-Term Suspension	59	36	31
Short-Term Suspension	453	573	427
Emergency Exclusion	23	4	4
Totals	543	617	476

Table 21 - Total High School Out of School Resolutions

Resolutions	2017/18	2018/19	2019/20
Expulsion	50	48	51
Mandatory Reassignment	0	0	0
Long-Term Suspension	98	112	112
Short-Term Suspension	427	469	399
Emergency Exclusion	7	5	9
Totals	582	634	571

Table 22 - Total District Out of School Disciplinary Resolutions

Resolutions	2017/18	2018/19	2019/20
Expulsion	58	51	65
Mandatory Reassignment	0	1	0
Long-Term Suspension	157	148	144
Short-Term Suspension	1,009	1,209	980
Emergency Exclusion	31	12	29
Totals	1,255	1,421	1,218

Out of School Resolutions by Grade**Table 23 - Total Out of School Resolutions by Grade**

Resolutions	PK	K	1	2	3	4	5	6	7	8	9	10	11	12	Total
Expulsion								2	1	11	14	16	10	11	65
Mandatory Reassignment															0
Long-Term Suspension							1	1	5	25	29	38	25	20	144
Short-Term Suspension	4	41	30	7	8	22	42	88	122	222	98	131	89	76	980
Emergency Exclusion		7	2			4	3		2	2	3	3	1	2	29
2019/20	4	48	32	7	8	26	46	91	130	260	144	188	125	109	1,218
2018/19	0	33	31	16	35	25	30	145	233	239	219	174	144	97	1,421
2017/18	1	7	21	36	18	25	24	146	156	236	185	164	135	101	1,255

Repeat Offenders

In the 2019-20 there were 1,834 students with four (4) or fewer discipline events. When repeat events were disaggregated, it was found that 218 students had between 5-9 events. There were 42 students with 10-14 events, 28 students with 15-19 events, 8 students with 20-24 events, 6 students with 25-29 events, 1 students with 30-34 events, 2 students with 35-39 events, 0 students with 40-44 events, and 0 students with more than 45 events. Buildings work with students using both Tier 1 and Tier 2 behavior strategies for students who have had 5 or more behavior events.

Table 24 - Repeat Offenses

School	1-4	5-9	10-14	15-19	20-24	25-29	30-34	35-39	40-44	45+
Abbott	8			1						
Ackerman	9	3		1						
Aldrich	11									
Black Elk	10									
Bryan	19									
Cather	8	1		2						
Cody	22	7	1							
Cottonwood	23	6	2	1		1	1	1		
Disney	50	5								
Ezra Millard	10	6	2	1	1			1		
Harvey Oaks	24	6								
Hitchcock	13	1								
Holling Heights	19	7	2	1						
Montclair	39	2								
Morton	7	2	1			1				
Neihardt	21	2								
Norris	28	5	2		2	2				
Reagan	19	1								
Reeder	18	1								
Rockwell	10	1								
Rohwer	18	3	1							
Sandoz	22	3		1						
Upchurch	13	1								
Wheeler	18		1							
Willowdale	22	4								
Andersen MS	150	22	8	4	1					
Beadle MS	124	9	1	1		1				
Kiewit MS	144	14	5	1	1					
Millard Central MS	208	33	4	6						
Millard North MS	115	15	5	5	3	1				
Russell MS	88	9	2	1						
Millard North HS	195	9	1	1						
Millard South HS	233	27	2							
Millard West HS	84	3		1						
Millard Horizon HS	32	10	2							
Total	1,834	218	42	28	8	6	1	2	0	0

Ombudsman Education Program

The alternative program known as Ombudsman was implemented during the spring of 2010 for students who had been long-term suspended for ten days or longer and for those students who were expelled from school.

Table 25 - Ombudsman Discipline Enrollment

Resolutions	2017/18	2018/19	2019/20
Long Term Susp Students who attended Ombuds	112	99	96
Expelled Students who attended Ombudsman	54	41	54
Special Circum Students who attended Ombudsman	20	19	14
Emergency Exclusion	0	0	1

Alcohol Breath Testing Device Utilization

The use of breath testing devices is regulated by Policy 5490 and related Rule 5490.1. The breath testing device is used to measure alcohol levels in students at the high school and middle school levels. Rule 5490.1 provides that the Board of Education be given annual reports of the utilization of the breath testing devices. These numbers do not include the use of the Alco-Wands.

Table 26 - Breathalyzer Utilization by School

Summary	AMS	BMS	CMS	KMS	NMS	RMS	MIN	MS	MW	HHS	Total
Administered	0	0	0	0	0	0	10	0	5	1	16
Positives	0	0	0	0	0	0	4	0	1	1	6

District Totals by School Year

	2017/18	2018/19	2019/20
Administered	27	28	16
Positives	17	11	6

Discipline Hearings**Table 27 - Discipline Hearings**

Hearings	2017/18	2018/19	2019/20
Requested	7	8	4
Conducted	6	6	2
Upheld	6	4	2

Special Health Care Related Assignments

Table 28- Number of Students with Special Health Related Issues

Condition	Elementary	Middle School	High School	Total	% Population
Allergies	1,653	1,363	1,903	4,919	21.17%
Asthma	657	623	837	2,117	3.60%
Blood Disorders	33	16	32	81	0.35%
Cancer	5	5	14	24	0.10%
Cardiac	63	55	51	169	0.73%
Dermatology	236	122	107	465	2.00%
Diabetes	20	20	45	85	0.37%
Endocrine	42	27	60	129	0.56%
Gastro Intestinal	371	184	268	823	3.54%
Headache/Migraine	83	124	241	448	1.93%
Hearing	52	39	46	137	0.59%
Muscular	28	13	28	69	0.30%
Orthopedic	187	124	125	436	1.88%
Vision	68	38	63	169	0.73%
Other	2,752	1,331	1,729	5,812	25.01%
Pregnancy	0	0	1	1	0.00%
Psychological	785	699	1,185	2,669	11.49%

Student Health Screens

The majority of screenings performed in the MPS Health Rooms are in Kindergarden, Grades 1, 2, 3, 4, 7, and 10 as well as new students due to state requirements. Differences in numbers in screenings are primarily due to the paperwork that is submitted by parents/guardians.

Table 29 - Number of Health Screenings Performed by Health Care Staff

Screens	Number Administered	Resulting Referrals
Audiometer Tests	11,272	221
Vision Screening	11,014	773
Oral Screening	15,958	98
Diabetic Screenings*	6,176	0
	2019/20	44,420
	2018/19	47,129
	2017/18	50,156

*Diabetic Screenings are not a state required health care screenings.

Health Related Office Visits

Table 30 - Total Health Related Contacts

Staff	2017/18	2018/19	2019/20
School Nurse /CNA/CMA	143,150	135,646	123,081
Health Para/Other	160,551	173,507	141,287
Totals	303,701	309,153	264,368

COUNSELING/SOCIAL WORKER and STUDENTS AT-RISK

District Counselor Contacts

At the beginning of the 2012-13 school year our school counselors began documenting their individual contacts with students. After the visit, the counselors document the visit in our student information system using a variety of categories or “contact types”.

Table 31 - Total Counseling Contacts

Total Counseling Contacts	
2019/20	56,657
2018/19	61,130
2017/18	58,331

Table 32 - Counseling Contact Types

Top 5 Contact Types/Reasons	2017/18	2018/19	2019/20
Personal and Social	17,180	17,557	16,329
Academic Planning	10,317	13,204	11,535
Group Participation	6,418	5,021	3,773
Academic Progress	5,787	6,089	8,504
Peer Related Concerns	4,140	4,559	3,352
Other	2,682	2,670	2,264

Table 33 -Total Social Worker Contacts

Total Social Worker Contacts	
2017/18	9,822
2018/19	20,907
2019/20	17,440

Table 34 - Social Worker Contact Types

Top 5 Contact Types/Reasons	2017/18	2018/19	2019/20
Attendance	4,148	7,175	5,208
Personal and Social	983	3,643	3,213
Family Related Concerns	523	731	680
Academic Progress	539	316	655
Academic Planning	393	828	828

Crisis Team

The district's crisis team assists staff members working with a crisis situation so they can, in turn, support students and other staff members in coping with loss. The Millard Crisis Team also implements postvention plans to assist teachers, students, and parents in coping with aftermath of loss.

Table 35 - Number of Crisis Team Responses

Response Type	2017/18	2018/19	2019/20
Student Death	1	4	8
Staff Death	3	3	1
Other	0	1	0

Crisis Intervention for Students At-Risk

Counselors and school psychologists identify and intervene with students who are considered to be at-risk and require crisis intervention. Following departmental guidelines, Student Services staff, as well as other building personnel, identify students who are potentially suicidal.

Table 36 - Suicide Interventions

Level	2017/18	2018/19	2019/20
Elementary	28	38	19
Middle School	67	78	98
High School	125	80	74
Totals	220	196	191

Child Abuse and Neglect Reports

Table 37 - Child Abuse and Neglect Reports

Level	2017/18	2018/19	2019/20
Elementary	79	104	110
Middle School	61	54	69
High School	23	48	50
Totals	163	206	229

Connections Student Health Referrals

Connections through Project Harmony is a voluntary mental health referral program that provides our school social workers with a single point of referral for families and students in need of mental health support. Connections coordinators work closely with school staff and contracted therapists to identify needs and to match those needs with the appropriate providers. Students and families are typically "Connected" with a mental health provider within 24 hours and can stay connected with that provider for as many as sixteen visits. Connections has been a tremendous asset to our school district by providing a single point of referral, expedited access and on-going case management for both group and individual therapy.

Table 38- Connections Student Health Referrals by Grade

Grade	K	1	2	3	4	5	6	7	8	Total
2018-19 Referrals	12	20	32	36	26	20	6	57	43	252
2017-18 Referrals	6	21	44	36	19	15	41	51	44	277
2019-20 Referrals	13	24	25	25	10	32	44	63	38	274

High School Therapists Referrals

Beginning in February 2018, Millard Public School and The Child's Respite Care Center (CRCC) entered into a partnership that placed three on-site mental health therapists in each of our high schools. The therapists provide an in-house point of referral for our social workers and counselors who may be working families and students in need of this type of assistance. Our school based therapy is optional for families and any in-school sessions are scheduled around core instructional periods.

Table 39 - High School Based Therapist Referrals

Millard North			Millard South		
Referred	40		Referred	48	
Served	37		Served	33	
Grade	Male	Female	Grade	Male	Female
9	5	2	9	4	14
10	4	9	10	8	9
11	4	4	11	3	6
12	4	5	12	2	2

Millard West			Horizon High		
Referred	31		Referred	4	
Served	35		Served	15	
Grade	Male	Female	Grade	Male	Female
9	1	3	9	0	0
10	6	6	10	0	0
11	5	4	11	0	2
12	0	6	12	1	1

Gaggle Reports

The Gaggle surveillance system monitors all student Gmail, and Google Drive accounts. The system alerts designated District and Building administration when a student sends or possesses information containing identified keywords.

Table 40

2017-18	266
2018-19	1024
2019-20	1194

SECURITY & EMERGENCY MANAGEMENT

Hotline Calls

A 24-hour, seven-day-a-week hotline is maintained for use by Millard students and parents. Students and parents may call to report on any subject. Starting in the 2013-14 school year Millard Public Schools collaborated with the BoysTown National Hotline for suicide intervention and call services.

Table 41 - Number of Safe School Hotline Calls

Topic	2017/18	2018/19	2019/20
Suspected Drug/Alcohol Issue	4	5	20
Gangs	0	1	0
Guns	8	6	5
Bullying/Harassment	9	5	17
School/SafetyThreat	2	3	5
Fight	1	1	0
Suicide/Mental Health	33	33	44
Child Abuse	1	7	6
Other	7	11	31
Totals	65	72	128

Contracted Security Responses

In conjunction with our district wide door and building monitoring system, MPS contracts alarm response action with Frontline security. The numbers below represent the total number of responses for the identified school years. These responses occur 24/7 through out the entire year.

Table 42 - Total Responses

2017/18	288
2018/19	297
2019/20	194

Scholarship Report

On an annual basis, the High School Counseling Department Heads collect and evaluate student scholarship data. The table below is a summary of their findings.

Table 44 - Summary of Senior Scholarships

Graduates	Class of 2018	Class of 2019	Class of 2020
North	539	551	575
South	495	532	561
West	586	630	600
Totals	1,620	1,713	1,736
Graduates Awarded Scholarships			
North	235	282	285
South	153	210	138
West	278	299	262
Totals	666	791	685
Number of Students Accepting Scholarships			
North	211	231	241
South	153	170	117
West	250	239	204
Totals	614	640	562
Number of Scholarships Accepted			
North	421	477	406
South	264	412	240
West	496	461	382
Totals	1,181	1,350	1,028
Approx. Value of Millard Scholarships Accepted			
North	\$7,802,555	\$9,307,770	\$9,690,062
South	\$8,829,459	\$10,957,660	\$6,355,692
West	\$7,007,349	\$6,355,571	\$5,212,866
Totals	\$23,639,363	\$26,621,001	\$21,258,620
Athletic Scholarship Awarded			
North	33	28	36
South	20	27	33
West	48	32	23
Totals	101	87	92